

CR-05 - Goals and Outcomes

Progress the jurisdiction has made in carrying out its strategic plan and its action plan. 91.520(a)

This could be an overview that includes major initiatives and highlights that were proposed and executed throughout the program year.

Housing: The Consolidated Plan places a high priority on the provision of assistance to low- and moderate-income families residing in owner-occupied housing units. During the program year, the County expended 14.28 percent of CDBG funds on affordable housing activities.

The Single Family Housing Rehabilitation Program assisted 5 low- and moderate-income families with health, safety, and livability improvements to their residences. This program provides deferred loans or grants to households with an income level of 30 percent or less of county median. The comprehensive rehab component of the program is provided as a deferred, 0% interest loan with an affordability term of 20 years. The scope of rehabilitation for many of these projects requires leverage with home owners' contributions and programs offered by the Minnesota Housing Finance Agency. The emergency assistance program component provides grants of \$1,000 or less to assist with immediate repair needs such as water heater replacement, frozen pipe repair, septic pumping, minor electrical repair, and similar items.

The Home Ownership Assistance Program provides HOME funding to assist low- and moderate-income families with the purchase of their first home. Program components include education and counseling along with financial assistance for down payment, closing costs, and rehabilitation. Due to reduced CDBG entitlement, the educational component is no longer funded but remains a program requirement to gain financial assistance.

During the program year, 192 potential first time homebuyers participated in the in person education workshops and an additional number online delivered in the HOME Consortium service area by the Arrowhead Economic Opportunity Agency (AEOA) and KOOTASCA Community Action (KOOTASCA). We have experienced a shift of potential first time homebuyers moving to online education rather than in person. The HOME-funded financial component assisted 46 families with the purchase of their first home. First mortgage money successfully leveraged approximately \$4.05 million from a variety of mortgage lenders. The average purchase price during was \$94,334, which is about a \$5,000 increase from 2018. Of greater importance is the stability home ownership provides to low- and moderate-income families as well as to the communities in which they reside.

Additional housing accomplishments

- Access North provided home access ramps to 13 persons with a disability or mobility impairment.
- Habitat had plans to construct 4 new homes and initiate two rehab projects when the COVID-19 pandemic required removal of its volunteer crews from the sites. These activities are restarting in July and August using smaller crews and social distancing practices. Completion of the construction and rehab followed with occupancy by Habitat partner families is proposed by December 2020.
- One Roof completed acquisition of a home for rehab and its resale is in process. The home will be sold under the land trust mechanism to assure permanent affordability.
- Vermilion Housing combined 2018 and 2019 CDBG funding to improve its Soudan complex with new exterior insulation and siding.

Comparison of the proposed versus actual outcomes for each outcome measure submitted with the consolidated plan and explain, if applicable, why progress was not made toward meeting goals and objectives. 91.520(g)

Categories, priority levels, funding sources and amounts, outcomes/objectives, goal outcome indicators, units of measure, targets, actual outcomes/outputs, and percentage completed for each of the grantee's program year goals.

Goal	Category	Source / Amount	Indicator	Unit of Measure	Expected – Strategic Plan	Actual – Strategic Plan	Percent Complete	Expected – Program Year	Actual – Program Year	Percent Complete
Community Facilities: Accessibility	Non-Housing Community Development	CDBG: \$ / HOME: \$ / ESG: \$	Public Facility or Infrastructure Activities other than Low/Moderate Income Housing Benefit	Persons Assisted	10	12	120.00%	6	5	83.33%
Community Facilities: Commercial Rehabilitation	Non-Housing Community Development	CDBG: \$ / HOME: \$ / ESG: \$	Facade treatment/business building rehabilitation	Business	10	2	20.00%			

Community Facilities: Demolition/Clearance	Non-Housing Community Development	CDBG: \$ / HOME: \$ / ESG: \$	Buildings Demolished	Buildings	15	18	120.00%	1	1	100.00%
Community Facilities: Improvements	Non-Housing Community Development	CDBG: \$ / HOME: \$ / ESG: \$	Public Facility or Infrastructure Activities other than Low/Moderate Income Housing Benefit	Persons Assisted	2500	394	15.76%	0	86	
Community Facilities: Improvements	Non-Housing Community Development	CDBG: \$ / HOME: \$ / ESG: \$	Other	Other	0	1				
Economic Development: Career Development	Non-Housing Community Development	CDBG: \$ / HOME: \$ / ESG: \$	Public Facility or Infrastructure Activities other than Low/Moderate Income Housing Benefit	Persons Assisted	0	0				
Economic Development: Career Development	Non-Housing Community Development	CDBG: \$ / HOME: \$ / ESG: \$	Public service activities other than Low/Moderate Income Housing Benefit	Persons Assisted	50	44	88.00%			

Economic Development: Career Development	Non-Housing Community Development	CDBG: \$ / HOME: \$ / ESG: \$	Other	Other	0	0		15	0	0.00%
Economic Development: Microenterprise Assistance	Non-Housing Community Development	CDBG: \$ / HOME: \$ / ESG: \$	Public Facility or Infrastructure Activities other than Low/Moderate Income Housing Benefit	Persons Assisted	0	0				
Economic Development: Microenterprise Assistance	Non-Housing Community Development	CDBG: \$ / HOME: \$ / ESG: \$	Public service activities other than Low/Moderate Income Housing Benefit	Persons Assisted	50	90	180.00%	0	17	
Economic Development: Microenterprise Assistance	Non-Housing Community Development	CDBG: \$ / HOME: \$ / ESG: \$	Businesses assisted	Businesses Assisted	0	148		0	82	
Economic Development: Microenterprise Assistance	Non-Housing Community Development	CDBG: \$ / HOME: \$ / ESG: \$	Other	Other	0	0		10	0	0.00%

Housing: Development Financial Support	Affordable Housing	CDBG: \$ / HOME: \$ / ESG: \$	Homeowner Housing Added	Household Housing Unit	0	1				
Housing: Development Financial Support	Affordable Housing	CDBG: \$ / HOME: \$ / ESG: \$	Other	Other	15	6	40.00%			
Housing: Home Ownership Assistance Program	Affordable Housing	CDBG: \$ / HOME: \$ / ESG: \$	Homeowner Housing Added	Household Housing Unit	0	43		0	43	
Housing: Home Ownership Assistance Program	Affordable Housing	CDBG: \$ / HOME: \$ / ESG: \$	Homeowner Housing Rehabilitated	Household Housing Unit	0	5				
Housing: Home Ownership Assistance Program	Affordable Housing	CDBG: \$ / HOME: \$ / ESG: \$	Direct Financial Assistance to Homebuyers	Households Assisted	250	277	110.80%	65	0	0.00%
Housing: Home Ownership Education	Affordable Housing	CDBG: \$ / HOME: \$ / ESG: \$	Public service activities other than Low/Moderate Income Housing Benefit	Persons Assisted	0	0				

Housing: Home Ownership Education	Affordable Housing	CDBG: \$ / HOME: \$ / ESG: \$	Public service activities for Low/Moderate Income Housing Benefit	Households Assisted	750	698	93.07%	150	0	0.00%
Housing: Owner and Renter Housing Development	Affordable Housing	CDBG: \$ / HOME: \$ / ESG: \$	Homeowner Housing Added	Household Housing Unit	5	4	80.00%	4	1	25.00%
Housing: Owner and Renter Housing Development	Affordable Housing	CDBG: \$ / HOME: \$ / ESG: \$	Homeowner Housing Rehabilitated	Household Housing Unit	0	3		0	0	
Housing: Owner and Renter Housing Development	Affordable Housing	CDBG: \$ / HOME: \$ / ESG: \$	Housing for Homeless added	Household Housing Unit	0	0				
Housing: Owner and Renter Housing Development	Affordable Housing	CDBG: \$ / HOME: \$ / ESG: \$	Housing for People with HIV/AIDS added	Household Housing Unit	0	0				
Housing: Owner-Occupied and Rental Rehabilitation	Affordable Housing	CDBG: \$ / HOME: \$ / ESG: \$	Rental units rehabilitated	Household Housing Unit	160	259	161.88%	64	64	100.00%

Housing: Owner-Occupied and Rental Rehabilitation	Affordable Housing	CDBG: \$ / HOME: \$ / ESG: \$	Homeowner Housing Rehabilitated	Household Housing Unit	70	94	134.29%	20	27	135.00%
Housing: Owner-Occupied and Rental Rehabilitation	Affordable Housing	CDBG: \$ / HOME: \$ / ESG: \$	Housing for Homeless added	Household Housing Unit	0	0		0	0	
Housing: Owner-Occupied and Rental Rehabilitation	Affordable Housing	CDBG: \$ / HOME: \$ / ESG: \$	Housing for People with HIV/AIDS added	Household Housing Unit	0	0		0	0	
Public Infrastructure: Improvements	Non-Housing Community Development	CDBG: \$	Public Facility or Infrastructure Activities other than Low/Moderate Income Housing Benefit	Persons Assisted	40000	32020	80.05%	6065	5607	92.45%
Public Infrastructure: Improvements	Non-Housing Community Development	CDBG: \$	Buildings Demolished	Buildings	0	5		0	0	
Public Services	Homeless	CDBG: \$ / HOME: \$ / ESG: \$	Public service activities other than Low/Moderate Income Housing Benefit	Persons Assisted	36250	74425	205.31%	9025	21717	240.63%

Public Services	Homeless	CDBG: \$ / HOME: \$ / ESG: \$	Tenant-based rental assistance / Rapid Rehousing	Households Assisted	2500	34	1.36%	35	0	0.00%
Public Services	Homeless	CDBG: \$ / HOME: \$ / ESG: \$	Homeless Person Overnight Shelter	Persons Assisted	2380	674	28.32%	150	92	61.33%
Public Services	Homeless	CDBG: \$ / HOME: \$ / ESG: \$	Overnight/Emergency Shelter/Transitional Housing Beds added	Beds	0	0		0	0	
Public Services	Homeless	CDBG: \$ / HOME: \$ / ESG: \$	Homelessness Prevention	Persons Assisted	1250	35	2.80%	35	0	0.00%

Table 1 - Accomplishments – Program Year & Strategic Plan to Date

Assess how the jurisdiction’s use of funds, particularly CDBG, addresses the priorities and specific objectives identified in the plan, giving special attention to the highest priority activities identified.

The Consolidated Plan and the 2019 Action Plan cover a five-county area including approximately 180 units of general local government and unorganized areas encompassing greater than 16,000 square miles. Needs across this region have similarity yet with varying degree of priority. The annual citizen participation processes used for HUD funding assure alignment of activities to priorities and objectives of the Consolidated

Plan while at the same time responding to priority needs within communities and agencies. In other words, the priorities of St. Louis County's 2015-2019 Consolidated Plan are reflected in the projects undertaken in the 2019 Action Plan.

Additional Overview Narrative

Community Facilities and Public Infrastructure: During the program year, the county expended 52.86 percent of CDBG funds on community facilities and public infrastructure activities. Ten activities supported infrastructure improvements in the communities of Aurora, Buhl, Ely, Eveleth, Gilbert, Hibbing, McKinley, Meadowlands, Mt. Iron, and Orr. Community goals of infrastructure sustainability, cost efficiency, and environmental responsibility were addressed through these various activities. Accessibility improvements were completed at the Breitung Town Hall and Rice Lake city park. Additional accessibility activities will be completed in 2020 at the Cook Library, East Range DAC, Midway Town Hall, and Proctor playground. There were no activities that involved acquisition, rehabilitation or demolition of occupied property in 2019. **Public Service:** Approximately 12.58 percent of CDBG funds were expended on existing or expanded public service projects. During the program year, 77.35 percent of the CDBG public service expenditures were on projects that addressed homelessness issues in support of St. Louis County's Continuum of Care Plan. Public service expenditures provide essential support services for elderly, youth, and persons that are abused, chemically dependent, physically challenged, or developmentally disabled. CDBG funds supported employment skill development, job search, and career option training for low- to moderate-income persons seeking employment. All of the ESG funds expended in 2019 supported Continuum of Care activities. **Economic Development:** During the program year, the county expended 2.25 percent of CDBG funding on economic development activities through two agencies. The Entrepreneur Fund is a non-profit community development financial institution (CDFI) that provides education and technical assistance to entrepreneurs who desire to start, stabilize, or expand their business. SOAR Career Solutions is a community based development organizations (CBDO) assisting unemployed and underemployed persons with developing career plans and gaining entry into livable wage employment or self-employment through workshops, classes and one-on-one support. Planning and administrative expenditures for 2019 made up approximately 18.03 percent of CDBG total expenditures. Planning activities include the county's administration of the CDBG, HOME, and ESG programs and community planning grants for comprehensive planning activities.

CR-10 - Racial and Ethnic composition of families assisted

Describe the families assisted (including the racial and ethnic status of families assisted).

91.520(a)

	CDBG	HOME	ESG
White	19,292	111	217
Black or African American	610	0	30
Asian	123	0	0
American Indian or American Native	605	0	34
Native Hawaiian or Other Pacific Islander	148	0	0
Total	20,778	111	281
Hispanic	6	0	3
Not Hispanic	20,772	111	278

Table 2 – Table of assistance to racial and ethnic populations by source of funds

Narrative

The use of CDBG, HOME, and ESG is reflective of the racial/ethnic diversity of the region. White households are the predominant racial category at 91.29% of all households followed by American Indian/Alaskan Native households at 5.06%. Housing problems do not appear to disproportionately affect any racial or ethnic group.

CR-15 - Resources and Investments 91.520(a)

Identify the resources made available

Source of Funds	Source	Resources Made Available	Amount Expended During Program Year
CDBG	public - federal	2,085,265	2,037,272
HOME	public - federal	545,997	546,440
ESG	public - federal	163,682	164,023

Table 3 - Resources Made Available

Narrative

Reductions in entitlement funding have created greater competition and necessitated increased activity review and selection based upon project readiness to proceed. Readiness factors include community/agency planning, public input, project engineering and design where applicable, and commitment of additional funding sources. Expenditures are consistent with these expectations. The ESG expenditures during the 2019 program year include \$54,010.98 from the 2018 entitlement and \$110,011.78 from the 2019 entitlement.

Identify the geographic distribution and location of investments

Target Area	Planned Percentage of Allocation	Actual Percentage of Allocation	Narrative Description
St. Louis County and the NE Minnesota HOME Consortium	100	100	Geographic

Table 4 – Identify the geographic distribution and location of investments

Narrative

CDBG and ESG funding are limited to St. Louis County excluding the city of Duluth. HOME funding is distributed throughout all five counties in the Consortium, excluding the city of Duluth.

Leveraging

Explain how federal funds leveraged additional resources (private, state and local funds), including a description of how matching requirements were satisfied, as well as how any publicly owned land or property located within the jurisdiction that were used to address the needs identified in the plan.

CDBG, HOME, and to some extent ESG funding to St. Louis County has declined substantially over the past 10 years necessitating its use as gap funding rather than primary funding. Reduced CDBG funding also places importance on leveraging resources from all available sources. Investments of entitlement funding leverage regional resources to the benefit of our area. For every \$1 of CDBG funds invested, approximately \$4 of other resources was leveraged from various federal, state, local, private and private non-profit agencies. Partners providing resources to various projects include private banks; national, regional and state loan fund agencies; national, regional and state grant authorities; private equity investment; regional utility companies; and regional and state housing initiatives.

Fiscal Year Summary – HOME Match	
1. Excess match from prior Federal fiscal year	10,100,907
2. Match contributed during current Federal fiscal year	719,153
3. Total match available for current Federal fiscal year (Line 1 plus Line 2)	10,820,060
4. Match liability for current Federal fiscal year	104,464
5. Excess match carried over to next Federal fiscal year (Line 3 minus Line 4)	10,715,596

Table 5 – Fiscal Year Summary - HOME Match Report

Match Contribution for the Federal Fiscal Year								
Project No. or Other ID	Date of Contribution	Cash (non-Federal sources)	Foregone Taxes, Fees, Charges	Appraised Land/Real Property	Required Infrastructure	Site Preparation, Construction Materials, Donated labor	Bond Financing	Total Match
19.01.NON	12/31/2019	39,502	0	0	0	0	0	39,502
3219	12/31/2019	150,651	0	0	0	0	0	150,651
3301	12/31/2019	195,000	0	0	0	0	0	195,000
3357	12/31/2019	0	0	0	0	108,000	0	108,000
3363	12/31/2019	0	0	0	0	106,000	0	106,000
3384	12/31/2019	0	0	0	0	120,000	0	120,000

Table 6 – Match Contribution for the Federal Fiscal Year

HOME MBE/WBE report

Program Income – Enter the program amounts for the reporting period				
Balance on hand at begin-ning of reporting period \$	Amount received during reporting period \$	Total amount expended during reporting period \$	Amount expended for TBRA \$	Balance on hand at end of reporting period \$
0	57,953	57,953	0	0

Table 7 – Program Income

Minority Business Enterprises and Women Business Enterprises – Indicate the number and dollar value of contracts for HOME projects completed during the reporting period						
	Total	Minority Business Enterprises				White Non-Hispanic
		Alaskan Native or American Indian	Asian or Pacific Islander	Black Non-Hispanic	Hispanic	
Contracts						
Dollar Amount	0	0	0	0	0	0
Number	0	0	0	0	0	0
Sub-Contracts						
Number	0	0	0	0	0	0
Dollar Amount	0	0	0	0	0	0
	Total	Women Business Enterprises	Male			
Contracts						
Dollar Amount	0	0	0			
Number	0	0	0			
Sub-Contracts						
Number	0	0	0			
Dollar Amount	0	0	0			

Table 8 - Minority Business and Women Business Enterprises

Minority Owners of Rental Property – Indicate the number of HOME assisted rental property owners and the total amount of HOME funds in these rental properties assisted						
	Total	Minority Property Owners				White Non-Hispanic
		Alaskan Native or American Indian	Asian or Pacific Islander	Black Non-Hispanic	Hispanic	
Number	0	0	0	0	0	0
Dollar Amount	0	0	0	0	0	0

Table 9 – Minority Owners of Rental Property

Relocation and Real Property Acquisition – Indicate the number of persons displaced, the cost of relocation payments, the number of parcels acquired, and the cost of acquisition						
Parcels Acquired		0		0		
Businesses Displaced		0		0		
Nonprofit Organizations Displaced		0		0		
Households Temporarily Relocated, not Displaced		0		0		
Households Displaced	Total	Minority Property Enterprises				White Non-Hispanic
		Alaskan Native or American Indian	Asian or Pacific Islander	Black Non-Hispanic	Hispanic	
Number	0	0	0	0	0	0
Cost	0	0	0	0	0	0

Table 10 – Relocation and Real Property Acquisition

CR-20 - Affordable Housing 91.520(b)

Evaluation of the jurisdiction's progress in providing affordable housing, including the number and types of families served, the number of extremely low-income, low-income, moderate-income, and middle-income persons served.

	One-Year Goal	Actual
Number of Homeless households to be provided affordable housing units	12	0
Number of Non-Homeless households to be provided affordable housing units	141	111
Number of Special-Needs households to be provided affordable housing units	0	0
Total	153	111

Table 11 – Number of Households

	One-Year Goal	Actual
Number of households supported through Rental Assistance	0	0
Number of households supported through The Production of New Units	3	0
Number of households supported through Rehab of Existing Units	84	64
Number of households supported through Acquisition of Existing Units	66	47
Total	153	111

Table 12 – Number of Households Supported

Discuss the difference between goals and outcomes and problems encountered in meeting these goals.

The COVID-19 pandemic interrupted several rehab and development activities. CHDO rental rehab of 12 SRO units for homeless individuals was delayed. Habitat discontinued its owner-occupied building program for several months this spring and is just now returning to work with limited volunteer crews. Owner-occupied rehab activities were also shut down by agencies administering these programs to protect inspectors working in the field.

Discuss how these outcomes will impact future annual action plans.

Delayed prior year activities may impact future action plans by slight funding reductions while agencies catch up on these activities. Agency performance however remains strong and is not a concern. The demand and priority for the housing activities funded in the action plan also remains strong.

Include the number of extremely low-income, low-income, and moderate-income persons served by each activity where information on income by family size is required to determine the eligibility of the activity.

Number of Households Served	CDBG Actual	HOME Actual
Extremely Low-income	33	16
Low-income	21,669	13
Moderate-income	292	16
Total	21,994	45

Table 13 – Number of Households Served

Narrative Information

No additional comment.

CR-25 - Homeless and Other Special Needs 91.220(d, e); 91.320(d, e); 91.520(c)

Evaluate the jurisdiction's progress in meeting its specific objectives for reducing and ending homelessness through:

Reaching out to homeless persons (especially unsheltered persons) and assessing their individual needs

The St. Louis County Continuum of Care (CoC) is coordinated with housing and service providers and has developed a collaborative system to reach out to the homeless. An integral part of the system is coordinated entry and assessment. The CoC agencies use the Service Prioritization Decision Assistance Tool (SPDAT) as a common assessment tool for all homeless persons. As part of the assessment, all individuals and families desiring housing assistance will first undergo a pre-screen administered by Metro 2-1-1. This first step helps with prevention and diversion to refer those in need of emergency shelter. Clients are next administered the Vulnerability Index (VI) SPDAT at determined entry points. This is a quick, condensed version of the SPDAT and assigns the recipient an acuity score which aids determination of appropriate housing placement and prioritizes the most vulnerable individuals.

Once matched with the appropriate housing, the client case manager administers the SPDAT. The SPDAT measures a variety of issue categories that affect a person's stability. The categories are tracked over time through re-administration of the SPDAT every 3 months or so. The SPDAT can be input to the HMIS and allow service providers to track stability much more effectively and show with data the progress an individual or family is making toward housing stability.

The Coordinated Entry System provides persons experiencing a housing crisis with a housing solution efficiently and effectively.

Addressing the emergency shelter and transitional housing needs of homeless persons

CDBG and ESG funding to the Arrowhead Economic Opportunity Agency (AEOA) and Range Transitional Housing assists with provision of shelter and transitional housing outside Duluth. AEOA owns and operates Bill's House in Virginia and scattered site rental units in Hibbing. Bill's House provides both shelter and short term transitional housing. Range Transitional Housing receives rental assistance funding from various federal and state sources to provide scattered site transitional units primarily in Virginia and Hibbing.

Helping low-income individuals and families avoid becoming homeless, especially extremely low-income individuals and families and those who are: likely to become homeless after being discharged from publicly funded institutions and systems of care (such as health care facilities, mental health facilities, foster care and other youth facilities, and corrections programs and institutions); and, receiving assistance from public or private agencies that

address housing, health, social services, employment, education, or youth needs

CDBG funding to the Salvation Army facilities in Virginia and Hibbing supports daily meals programs in these communities. Annual meals served by each approaches 15,000. While not directly funded with CDBG or ESG dollars, the Range Mental Health Center is actively involved in the Continuum of Care and provides both housing and mental health services to CoC connected clients. Case managers from the CoC agencies meet weekly to discuss client needs, create referrals, and coordinate services.

SOAR Career Solutions operates in both Duluth and outside the city limits. SOAR provides career development and life skills training to clients targeting specific client need and connecting the client to gainful employment. SOAR has also traditionally worked with clients released from area corrections facilities to aid re-entry to employment and decrease re-offense.

The Rural Housing Coalition (RHC) meets monthly and alternates its meetings between Virginia and Hibbing. RHC attendees include individuals and agencies from County departments, local government, non-profit agencies, for profit housing providers, the local ministerial associations, and the general public. The agencies provide a continuum of housing and support services including emergency shelter, transitional housing, permanent supportive housing, and subsidized housing. Clients served include youth, individuals, families, elderly, and foster care (adult and persons with disabilities). The RHC provides a forum for connection of the agencies and their respective clients to the County's Continuum of Care for the Homeless (CoC). The CoC has funding and supportive services for both prevention and rapid re-housing of persons in need. Outreach and awareness of the RHC and prevention resources is accomplished through annual public meetings held by St. Louis County through its Planning Department and Public Health and Human Services Department, Legal Aid landlord and tenant forums, community flyers at meals programs and community facilities, and community events (Community Connect and Duluth/Iron Range Housing Summits).

Helping homeless persons (especially chronically homeless individuals and families, families with children, veterans and their families, and unaccompanied youth) make the transition to permanent housing and independent living, including shortening the period of time that individuals and families experience homelessness, facilitating access for homeless individuals and families to affordable housing units, and preventing individuals and families who were recently homeless from becoming homeless again

The Arrowhead Economic Opportunity Agency, Range Transitional Housing, Legal Aid, and the Salvation Army offices in Hibbing and Virginia are the primary homelessness providers outside Duluth. The Continuum of Care system is further supported by Range Mental Health, the public housing authorities in Hibbing and Virginia, Access North-Center for Independent Living, Veteran's Service Offices (VSO) in Virginia and Duluth, and a host of other private, government, and non-profit agencies. Many of these programs receiving COC Program and the State of Minnesota's Long Term Homelessness Program funding. They are also collaborative agencies to the CoC funded projects. The use of the coordinated

entry system for all homeless clients aids with assessment and referral of clients to appropriate organizations such as the VSO staff. Agencies, organizations, and individuals connected to the Continuum of Care meet monthly as the Rural Housing Coalition to share information, discuss issues and changes in client needs, and to collaborate on solutions to meeting these needs. The Rural Housing Coalition holds an annual community connect outreach to provide information, referral, clothing, food, and other services to persons in need. St. Louis County staff members from the Public Health and Human Services Department and the Planning and Community Development Department are included in the Rural Housing Coalition.

CR-30 - Public Housing 91.220(h); 91.320(j)

Actions taken to address the needs of public housing

During 2019, four public housing authorities submitted annual plans for St. Louis County review and received Certificates of Consistency with the Consolidated Plan.

Coordination between public housing placement, county social service assistance, and non-profit service providers is supported through facilitation of the Continuum of Care process by the county's Public Health and Human Services Department. Coordination of services is expected to create enhanced client service and more efficient use of resources. Specific groups working with this ongoing collaboration are the St. Louis County CoC Advisory Committee, the city of Duluth Community Development Division, and the St. Louis County Departments of Planning and Community Development, Public Health and Human Services, and Administration.

Actions taken to encourage public housing residents to become more involved in management and participate in homeownership

The Rural St. Louis County Housing Coalition (RHC) meets monthly and rotates its meeting location between Hibbing and Virginia. The meetings are open to housing providers, service providers, housing advocates, staff persons from multiple county departments, and the general public including public housing residents. The RHC also maintains an email group for distribution of information. The PHAs are included in the RHC meetings and email distribution.

Through the RHC and through direct contact with the PHAs, PHA residents receive information about the County's Home Ownership Assistance Program.

Actions taken to provide assistance to troubled PHAs

St. Louis County is not aware of troubled PHAs in St. Louis County or the Consortium.

CR-35 - Other Actions 91.220(j)-(k); 91.320(i)-(j)

Actions taken to remove or ameliorate the negative effects of public policies that serve as barriers to affordable housing such as land use controls, tax policies affecting land, zoning ordinances, building codes, fees and charges, growth limitations, and policies affecting the return on residential investment. 91.220 (j); 91.320 (i)

Public policies in the County and Consortium and not identified as barriers to affordable housing development.

Actions taken to address obstacles to meeting underserved needs. 91.220(k); 91.320(j)

Activities undertaken during 2019 that address underserved needs include:

- The Entrepreneur Fund provided business development technical assistance and training to 82 LMI persons.
- Legal Aid Service assisted 498 persons with housing counseling and related services.
- AEOA Homeless Shelter and Foyer youth program provided services to 271 homeless persons.
- Range Transitional Housing assisted 325 persons with transitional housing and supportive services.
- CDBG- and HOME-funded Home Ownership Assistance Program delivered first time homebuyer education classes to 192 in person and an additional number educated online. We have experienced a shift of potential first time homebuyers moving to online education rather than in person. Direct financial assistance was provided to 46 households that purchased their first home.

Additional 2019 activities include the Salvation Army meals programs in Hibbing and Virginia, Sexual Assault Program, and SOAR Career Solutions Program.

Actions taken to reduce lead-based paint hazards. 91.220(k); 91.320(j)

The CDBG-funded single family rehabilitation program addresses lead-based paint hazards in the improvements undertaken, and the HOME-funded Home Ownership Assistance Program requires visual paint inspection prior to approval of assistance with acquisition. HOME-funded Community Housing Development Organization (CHDO) projects include lead-based paint inspection prior to development of the scope of work for each project and incorporation of required actions in contracts for the improvements.

Actions taken to reduce the number of poverty-level families. 91.220(k); 91.320(j)

Actions taken to develop institutional structure. 91.220(k); 91.320(j)

St. Louis County utilizes three citizen participation structures developed for the CDBG, HOME and ESG programs. The PHHS Department maintains its facilitation role in the development of the county's Continuum of Care Plan and submission of associated applications for Homeless Assistance Program funding, and for the Minnesota Housing - Family Homeless Prevention and Assistance Program.

The PHHS Department facilitates implementation and evaluation of the Continuum of Care Plan to End Homelessness through use of a volunteer CoC Advisory Committee. The Advisory Committee's purpose is to create a vision for ending homelessness with a primary focus on chronic homelessness; to develop policies, practices and financial strategies to accomplish the vision; and to evaluate and rank applications for federal and state programs in support of the goals and strategies.

Internal county department planning and projects were undertaken in 2019 between the Planning and Community Development Department and the departments of Public Health and Human Services, HRA, Public Works, Environmental Services, and Land and Minerals.

Actions taken to enhance coordination between public and private housing and social service agencies. 91.220(k); 91.320(j)

Greater coordination between public housing placement, county social service assistance, and non-profit service providers is assisted through facilitation of the Continuum of Care process by the county's Public Health and Human Services Department. Coordination of services is expected to create enhanced client service and more efficient use of resources. Specific groups working with this initiative are the St. Louis County CoC Governance Board, the city of Duluth Community Development Division, and the St. Louis County Departments of Planning and Community Development, Public Health and Human Services, and Administration. An example of this coordination and referral is the required use of the coordinated entry system for all clients entering the Continuum of Care system.

Identify actions taken to overcome the effects of any impediments identified in the jurisdictions analysis of impediments to fair housing choice. 91.520(a)

CDBG funding to Legal Aid provides housing counseling, landlord/tenant mediation, and landlord/tenant education. These actions directly address identified fair housing choice impediments. Legal Aid annually conducts separate landlord and tenant training sessions at various locations. These sessions provide training along with forums for questions and answers to directly respond to participate needs. Legal Aid also receives CDBG funding to assist St. Louis County with its Affirmatively Furthering Fair Housing analysis.

CDBG and HOME funding assist with availability and affordability of rental and ownership units through the Home Ownership Assistance Program, Single Family Rehabilitation Program, and funding to rental rehabilitation projects listed in the 2019 Action Plan.

CR-40 - Monitoring 91.220 and 91.230

Describe the standards and procedures used to monitor activities carried out in furtherance of the plan and used to ensure long-term compliance with requirements of the programs involved, including minority business outreach and the comprehensive planning requirements

Information Collection

Prior to contract issuance, agencies attend a contract training workshop that includes discussion of regulatory information, distribution of related citation documents, and distribution of reporting requirements and forms. Project reporting varies by type of activity and may be done monthly, quarterly, or at closeout. Contract training includes discussion of methods to assure cost reasonableness and minority business outreach in contractor selection.

Analyzing Information

Staff prepares project reviews and updates for evaluation during the funding process and projects are monitored for regulatory and contractual performance. These visits also provide staff with insight to trends in community needs. Public service applicants report progress in measurable outcome terms defined in CPD agreements. Staff analysis of cost reasonableness efforts by agencies and communities reveals outreach and effort to gain wide-spread contractor participation and inclusion of minority businesses. Yet, few minority businesses participate in CDBG-funded projects. Further analysis supports this outcome because of the limited number of such businesses in the region. One of the methods used by communities to receive bids is an online system with broad regional and national participation. Yet, it yields comparable minority business participation to locally placed newspaper bid solicitation.

Interpreting Information

Project information is reviewed continually through pre-funding review, project implementation, and closeout. Information gathered is funneled to the Action Plan and Consolidated Annual Performance and Evaluation Report.

Analysis of trends and identification of emerging issues aids the county in preparing the five-year Consolidated Plan and annual action plans, and creates opportunities for strategic planning and broadened citizen participation. The CAPER reporting process offers a review of the progress made in carrying out the five-year strategic plan.

Citizen Participation Plan 91.105(d); 91.115(d)

Describe the efforts to provide citizens with reasonable notice and an opportunity to comment on performance reports.

St. Louis County published notice of availability to comment on the draft Consolidated Annual Performance and Evaluation Report for the 2018 fiscal year program in the Duluth News Tribune, July 10, 2019.

The CAPER was made available to the public for review and comment from August 28 through September 14, 2020. Draft copies of the document were available in the offices of the St. Louis County Planning and Community Development Department in Virginia and Duluth. The document was also made available on the county's web site. No public comments were received.

CR-45 - CDBG 91.520(c)

Specify the nature of, and reasons for, any changes in the jurisdiction's program objectives and indications of how the jurisdiction would change its programs as a result of its experiences.

No changes were made in the jurisdiction's program objectives.

Does this Jurisdiction have any open Brownfields Economic Development Initiative (BEDI) grants?

No

[BEDI grantees] Describe accomplishments and program outcomes during the last year.

CR-50 - HOME 91.520(d)

Include the results of on-site inspections of affordable rental housing assisted under the program to determine compliance with housing codes and other applicable regulations

Please list those projects that should have been inspected on-site this program year based upon the schedule in §92.504(d). Indicate which of these were inspected and a summary of issues that were detected during the inspection. For those that were not inspected, please indicate the reason and how you will remedy the situation.

Rental unit inspections are conducted on most of the HOME-assisted units each year. The inspection reports and unit occupancy reports submitted during 2019 confirmed that HOME-assisted rental units remain in compliance with program requirements and continue to provide beneficial affordable housing for low- and moderate-income residents. HOME-funded rental units and results of inspections are listed in the attached table.

No deficiencies were noted in the inspections mentioned above.

HOME Rental Unit Inspections-2019		
IDIS #	Activity ID	Comment
1744	KOOTASCA Grand Rapids Men's Transitional	No noted deficiencies
1910	KOOTASCA Grand Rapids Family Transitional	No noted deficiencies
1912	Itasca HRA Big Fork Wilderdest Housing	No noted deficiencies
1914	RMHC Hibbing Perpich Apts	No noted deficiencies
2145	North Shore Horizons-New Beginnings	No noted deficiencies
2201	AEOA Virginia Youth Foyer	No noted deficiencies
2642	KOOTASCA International Falls Transitional Housing	No noted deficiencies
2758	Grand Marais Apartments	No noted deficiencies

HOME Rental Units Inspected - 2019

Provide an assessment of the jurisdiction's affirmative marketing actions for HOME units.

92.351(b)

The Northeast Minnesota HOME Consortium includes the counties of Cook, Lake, Itasca, Koochiching, and St. Louis. The Consortium created the Home Ownership Assistance Program (HOAP) with two goals in mind:

- Provide a program to address the homeownership needs and prevalence for homeownership in the Consortium.
- Provide eligible households with equal access to HOME funding throughout the five counties.

Homebuyers access the HOAP on a first-come-first-served basis through two subrecipient agencies. The Arrowhead Economic Opportunity Agency provides services in St. Louis, Cook, and Lake Counties and KOOTASCA Community Action provides services in Koochiching and Itasca Counties. Outreach to all area residents is conducted by both agencies through Realtors, web site posting, and social media presence.

Refer to IDIS reports to describe the amount and use of program income for projects, including the number of projects and owner and tenant characteristics

Home Ownership Assistance Program (HOAP) funding is currently provided as a deferred loan, but requires the homebuyer or homeowner to reside in the assisted property as their homestead for a period of time known as the affordability period. When the home is sold prior to expiration of the affordability period or is no longer occupied as a homestead, the assistance must be repaid and becomes HOME program income.

Monthly loan payments were required in the initial years of the Home Ownership Assistance Program. A minimal amount of program income continues to be received from these loans. Average client assistance in 2019 was \$4,319.51. The HOAP generated \$57,952.59 in program income that extends the entitlement funding available for additional HOME-assisted activities. Based upon the average assistance amount during 2019, program income allows provision of assistance to approximately 13 households.

Describe other actions taken to foster and maintain affordable housing. 91.220(k) (STATES ONLY: Including the coordination of LIHTC with the development of affordable housing). 91.320(j)

St. Louis County works with communities to foster and maintain affordable housing, eliminate barriers to affordable housing, and address obstacles to meet under-served needs. Projects listed in the CAPER were directly aimed at filling gaps in under-served needs and were successfully implemented.

Partner and networking relationships with other regional, state and federal agencies were strengthened through cooperatively-funded projects in 2019. USDA Rural Development, Minnesota Housing, Greater Minnesota Housing Fund, Department of Employment and Economic Development, Department of

Education, Arrowhead Regional Development Commission, and regional and state-wide foundations worked with St. Louis County to address priority community needs.

CR-60 - ESG 91.520(g) (ESG Recipients only)

ESG Supplement to the CAPER in *e-snaps*

For Paperwork Reduction Act

1. Recipient Information—All Recipients Complete

Basic Grant Information

Recipient Name	ST. LOUIS COUNTY
Organizational DUNS Number	077637726
EIN/TIN Number	416005890
Identify the Field Office	MINNEAPOLIS
Identify CoC(s) in which the recipient or subrecipient(s) will provide ESG assistance	Duluth/Saint Louis County CoC

ESG Contact Name

Prefix	Mr
First Name	Steve
Middle Name	0
Last Name	Nelson
Suffix	0
Title	Senior Planner

ESG Contact Address

Street Address 1	Virginia GSC
Street Address 2	201 S 3rd Ave W
City	Virginia
State	MN
ZIP Code	-
Phone Number	2187429561
Extension	0
Fax Number	0
Email Address	nelsonst@stlouiscountymn.gov

ESG Secondary Contact

Prefix	Mr
First Name	Bradley
Last Name	Gustafson
Suffix	0
Title	Planner
Phone Number	2187429563
Extension	0
Email Address	gustafsonb@stlouiscountymn.gov

2. Reporting Period—All Recipients Complete

Program Year Start Date	05/01/2019
Program Year End Date	04/30/2020

3a. Subrecipient Form – Complete one form for each subrecipient

Subrecipient or Contractor Name: Institute for Community Alliances
City: Minneapolis
State: MN
Zip Code: 55404,
DUNS Number: 046826826
Is subrecipient a victim services provider: N
Subrecipient Organization Type: Other Non-Profit Organization
ESG Subgrant or Contract Award Amount: 3274

Subrecipient or Contractor Name: Range Transitional Housing
City: Virginia
State: MN
Zip Code: 55792, 3097
DUNS Number: 411773248
Is subrecipient a victim services provider: N
Subrecipient Organization Type: Other Non-Profit Organization
ESG Subgrant or Contract Award Amount: 25400

Subrecipient or Contractor Name: Arrowhead Economic Opportunity Agency

City: Virginia

State: MN

Zip Code: 55792, 2776

DUNS Number: 082523713

Is subrecipient a victim services provider: N

Subrecipient Organization Type: Other Non-Profit Organization

ESG Subgrant or Contract Award Amount: 107732

Subrecipient or Contractor Name: Legal Aid Service of Northeastern Minnesota

City: Virginia

State: MN

Zip Code: 55792, 2300

DUNS Number: 094048816

Is subrecipient a victim services provider: N

Subrecipient Organization Type: Other Non-Profit Organization

ESG Subgrant or Contract Award Amount: 15000

CR-65 - Persons Assisted

4. Persons Served

4a. Complete for Homelessness Prevention Activities

Number of Persons in Households	Total
Adults	
Children	
Don't Know/Refused/Other	
Missing Information	
Total	

Table 16 – Household Information for Homeless Prevention Activities

4b. Complete for Rapid Re-Housing Activities

Number of Persons in Households	Total
Adults	
Children	
Don't Know/Refused/Other	
Missing Information	
Total	

Table 17 – Household Information for Rapid Re-Housing Activities

4c. Complete for Shelter

Number of Persons in Households	Total
Adults	
Children	
Don't Know/Refused/Other	
Missing Information	
Total	

Table 18 – Shelter Information

4d. Street Outreach

Number of Persons in Households	Total
Adults	
Children	
Don't Know/Refused/Other	
Missing Information	
Total	

Table 19 – Household Information for Street Outreach

4e. Totals for all Persons Served with ESG

Number of Persons in Households	Total
Adults	
Children	
Don't Know/Refused/Other	
Missing Information	
Total	

Table 20 – Household Information for Persons Served with ESG

5. Gender—Complete for All Activities

	Total
Male	
Female	
Transgender	
Don't Know/Refused/Other	
Missing Information	
Total	

Table 21 – Gender Information

6. Age—Complete for All Activities

	Total
Under 18	
18-24	
25 and over	
Don't Know/Refused/Other	
Missing Information	
Total	

Table 22 – Age Information

7. Special Populations Served—Complete for All Activities

Number of Persons in Households				
Subpopulation	Total	Total Persons Served – Prevention	Total Persons Served – RRH	Total Persons Served in Emergency Shelters
Veterans				
Victims of Domestic Violence				
Elderly				
HIV/AIDS				
Chronically Homeless				
Persons with Disabilities:				
Severely Mentally Ill				
Chronic Substance Abuse				
Other Disability				
Total (unduplicated if possible)				

Table 23 – Special Population Served

CR-70 – ESG 91.520(g) - Assistance Provided and Outcomes

10. Shelter Utilization

Number of New Units - Rehabbed	0
Number of New Units - Conversion	0
Total Number of bed-nights available	2,190
Total Number of bed-nights provided	2,190
Capacity Utilization	100.00%

Table 24 – Shelter Capacity

11. Project Outcomes Data measured under the performance standards developed in consultation with the CoC(s)

Shelter utilization, household stabilization, and client referral performance goals were met.

Shelter utilization: 4 beds at Bill's House and 2 beds in Hibbing rental units. These units were consistently full and required turn away to other sources during the program year. The shelter programs turned away 1,355 individuals, including 259 children, during the 2019 program year.

CR-75 – Expenditures

11. Expenditures

11a. ESG Expenditures for Homelessness Prevention

	Dollar Amount of Expenditures in Program Year		
	2017	2018	2019
Expenditures for Rental Assistance	0	0	0
Expenditures for Housing Relocation and Stabilization Services - Financial Assistance	15,471	11,755	17,968
Expenditures for Housing Relocation & Stabilization Services - Services	67,513	58,416	76,313
Expenditures for Homeless Prevention under Emergency Shelter Grants Program	0	0	0
Subtotal Homelessness Prevention	82,984	70,171	94,281

Table 25 – ESG Expenditures for Homelessness Prevention

11b. ESG Expenditures for Rapid Re-Housing

	Dollar Amount of Expenditures in Program Year		
	2017	2018	2019
Expenditures for Rental Assistance	0	0	0
Expenditures for Housing Relocation and Stabilization Services - Financial Assistance	0	0	0
Expenditures for Housing Relocation & Stabilization Services - Services	0	0	0
Expenditures for Homeless Assistance under Emergency Shelter Grants Program	0	0	0
Subtotal Rapid Re-Housing	0	0	0

Table 26 – ESG Expenditures for Rapid Re-Housing

11c. ESG Expenditures for Emergency Shelter

	Dollar Amount of Expenditures in Program Year		
	2017	2018	2019
Essential Services	0	0	0
Operations	58,284	54,030	35,029
Renovation	0	0	0

Major Rehab	0	0	0
Conversion	0	0	0
Subtotal	58,284	54,030	35,029

Table 27 – ESG Expenditures for Emergency Shelter

11d. Other Grant Expenditures

	Dollar Amount of Expenditures in Program Year		
	2017	2018	2019
Street Outreach	24,030	29,701	27,406
HMIS	8,132	3,695	2,657
Administration	11,660	20,588	4,651

Table 28 - Other Grant Expenditures

11e. Total ESG Grant Funds

Total ESG Funds Expended	2017	2018	2019
	185,090	178,185	164,024

Table 29 - Total ESG Funds Expended

11f. Match Source

	2017	2018	2019
Other Non-ESG HUD Funds	223,726	176,500	170,529
Other Federal Funds	0	0	0
State Government	93,608	93,608	142,397
Local Government	0	0	0

Private Funds	10,000	89,000	25,000
Other	0	0	0
Fees	0	0	0
Program Income	0	0	0
Total Match Amount	327,334	359,108	337,926

Table 30 - Other Funds Expended on Eligible ESG Activities

11g. Total

Total Amount of Funds Expended on ESG Activities	2017	2018	2019
	512,424	537,293	501,950

Table 31 - Total Amount of Funds Expended on ESG Activities

Attachment

SLC ESG CAPER 2019

HUD ESG CAPER FY2020

Grant: **ESG: St Louis County - MN - Report** Type: **CAPER**

Report Date Range

5/1/2019 to 4/30/2020

GE1a. Contact Information

First name: Steve
Middle name: _____
Last name: Nelson
Suffix: _____
Title: _____
Street Address 1: 201 S 3rd Ave W
Street Address 2: _____
City: Virginia
State: Minnesota
ZIP Code: 55792
E-mail Address: nelsons@stlouiscountymn.gov
Phone Number: (218)742-6561
Extension: _____
Fax Number: _____

GE1b. Grant Information

As of 6/21/2020

Fiscal Year	Grant Number	Current Authorized Amount	Total Drawn	Balance	Obligation Date	Expenditure Deadline
2020	E20UC279005	\$167,881.00	\$0	\$167,881.00	7/10/2020	7/10/2022
2019	E19UC279005	\$163,682.00	\$137,432.01	\$26,249.99	6/4/2019	6/4/2021
2018	E18UC279005	\$162,426.00	\$162,426.00	\$0	6/6/2018	6/6/2020
2017	E17UC279005	\$161,185.00	\$161,185.00	\$0	6/22/2017	6/22/2019
2016	E16UC279005	\$161,678.00	\$161,678.00	\$0	6/30/2016	6/30/2018
2015	E15UC279005	\$162,335.00	\$162,335.00	\$0	6/15/2015	6/15/2017
2014	E14UC279005	\$149,025.00	\$149,025.00	\$0	6/18/2014	6/18/2016
2013	E13UC279005	\$124,966.00	\$124,966.00	\$0	7/12/2013	7/12/2015
2012						
2011						
Total		\$1,253,175.00	\$1,066,074.01	\$184,100.99		

ESG information from IDIS

CAPER reporting includes funds used from fiscal year:

2018, 2019

Project types carried out during the program year

Enter the number of each type of projects funded through ESG during this program year:

Street Outreach	1
Emergency Shelter	1
Transitional Housing (grandfathered under ES)	0
Day Shelter (funded under ES)	0
Rapid Re-Housing	1
Homelessness Prevention	2

GE1c. Additional Information

HMIS

Comparable Database

Are 100% of the project(s) funded through ESG, which are allowed to use HMIS, entering data into HMIS?	Yes
Have all of the projects entered data into Sage via a CSV - CAPER Report upload?	Yes
Are 100% of the project(s) funded through ESG, which are allowed to use a comparable database, entering data into the comparable database?	Yes
Have all of the projects entered data into Sage via a CSV - CAPER Report upload?	Yes

Q64a: Project Identifiers in HMIS

Organization Name	Organization ID	Project Name	Project ID	HMIS Project Type	Method for Tracking ES	Affiliated with a residential project	Project ID of affiliations	CoC Number	Geocode	Victim Service Provider	HMIS Software Name	Report Start Date	Report End Date	CSV Exception?	Uploaded via email/hyperlink?
Arrowhead Economic Opportunity Agency (AEOA)-SLC (no data entry)	137	AEOA-HP-SLC-HUD-ESG-St. Louis-Prev	3091	12				MN-509	279137	0	ServicePoint	2019-05-01	2020-05-30	No	Yes
Arrowhead Economic Opportunity Agency (AEOA)-SLC (no data entry)	137	AEOA-RRH-SLC-HUD-ESG-St. Louis	3027	13				MN-509	279137	0	ServicePoint	2019-05-01	2020-04-30	No	Yes
Legal Aid Service of Northeastern Minnesota (LASNEM)-SLC (no data entry)	736	LASNEM-HP-SLC-HUD-ESG-St. Louis-Prevention	3292	12				MN-509	279137	0	ServicePoint	2019-05-01	2020-04-30	No	Yes
Legal Aid Service of Northeastern Minnesota (LASNEM)-SLC (no data entry)	736	LASNEM-PH-RRH-SLC-HUD-ESG-St. Louis-RRH	3091	13				MN-509	279137	0	ServicePoint	2019-05-01	2020-04-30	No	Yes
Range Transitional Housing (RTH)-SLC (no data entry)	147	RTH-SO-SLC-HUD-ESG-St. Louis-Unsheltered Homeless	3658	4				MN-509	279137	0	ServicePoint	2019-05-01	2020-04-30	No	Yes
Arrowhead Economic Opportunity Agency (AEOA)-SLC (no data entry)	137	AEOA-ES-SLC-HUD-ESG-DH-S CED/SL. Louis-Southern Side	378	1	0			MN-509	279137	0	ServicePoint	2019-05-01	2020-04-30	No	Yes
Arrowhead Economic Opportunity Agency (AEOA)-SLC (no data entry)	137	AEOA-ES-SLC-HUD-ESG-DH-S CED/SL. Louis-Regular ES	379	1	0			MN-509	279137	0	ServicePoint	2019-05-01	2020-04-30	No	Yes

Q65a: Report Validation Table

Total Number of Persons Served	281
Number of Adults (Age 18 or Over)	230
Number of Children (Under Age 18)	51
Number of Persons with Unknown Age	0
Number of Leavers	261
Number of Adult Leavers	262
Number of Adult and Head of Household Leavers	262
Number of Stayers	30
Number of Adult Stayers	28
Number of Veterans	15
Number of Chronically Homeless Persons	80
Number of Youth Under Age 25	25
Number of Parenting Youth Under Age 25 with Children	1
Number of Adult Heads of Household	197
Number of Child and Unknown-Age Heads of Household	0
Heads of Households and Adult Stayers in the Project 365 Days or More	0

Q66a: Data Quality: Personally Identifying Information (PII)

Data Element	Client Doesn't Know/Refused	Information Missing	Data Issues	Total	% of Error Rate
Name	0	0	0	0	0.00 %
Social Security Number	25	0	0	25	8.90 %
Date of Birth	0	0	0	0	0.00 %
Race	1	0	0	1	0.36 %
Ethnicity	0	0	0	0	0.00 %
Gender	0	0	0	0	0.00 %
Overall Score				26	9.25 %

Q66b: Data Quality: Universal Data Elements

	Error Count	% of Error Rate
Veteran Status	0	0.00 %
Project Start Date	0	0.00 %
Relationship to Head of Household	0	0.00 %
Client Location	0	0.00 %
Disabling Condition	0	0.00 %

Q66c: Data Quality: Income and Housing Data Quality

	Error Count	% of Error Rate
Destination	22	0.76 %
Income and Sources at Start	2	1.02 %
Income and Sources at Annual Assessment	0	--
Income and Sources at Exit	4	1.98 %

Q66d: Data Quality: Chronic Homelessness

	Count of Total Records	Missing Time in Institution	Missing Time in Housing	Approximate Date Started OHR/missing	Number of Times OHR/missing	Number of Months OHR/missing	% of Records Unable to Calculate
ES, SH, Street Outreach	144	0	0	1	1	1	0.64 %
TH	0	0	0	0	0	0	--
PH (All)	39	0	0	1	0	0	2.69 %
Total	183	0	0	0	0	0	1.68 %

Q66e: Data Quality: Timeliness

	Number of Project Start Records	Number of Project Exit Records
0 days	6	33
1-3 Days	28	23
4-6 Days	31	31
7-10 Days	36	22
11+ Days	111	110

Q66f: Data Quality: Inactive Records: Street Outreach & Emergency Shelter

	# of Records	# of Inactive Records	% of Inactive Records
Contact (Adults and Heads of Household in Street Outreach or ES - NBN)	5	5	100.00 %
Bed Night (All Clients in ES - NBN)	0	0	--

Q67a: Number of Persons Served

	Total	Without Children	With Children and Adults	With Only Children	Unknown Household Type
Adults	230	191	39	0	0
Children	51	0	51	0	0
Client Doesn't Know/ Client Refused	0	0	0	0	0
Data Not Collected	0	0	0	0	0
Total	281	191	90	0	0
For PSN & PRH – the total persons served who moved into housing	40	16	24	0	0

Q67b: Households Served

	Total	Without Children	With Children and Adults	With Only Children	Unknown Household Type
Total Households	197	171	26	0	0
For PSN & PRH – the total households served who moved into housing	20	13	7	0	0

Q68a: Point-In-Time Count of Households on the Last Wednesday

	Total	Without Children	With Children and Adults	With Only Children	Unknown Household Type
January	24	17	7	0	0
April	21	19	2	0	0
July	21	17	4	0	0
October	30	22	8	0	0

Q68b: Number of Persons Contacted

	All Persons Contacted	First contact – NOT staying on the Streets, ES, or SH	First contact – WAS staying on Streets, ES, or SH	First contact – Worker unable to determine
Once	0	0	2	1
2-5 Times	0	0	0	0
6-9 Times	0	0	0	0
10+ Times	0	0	0	0
Total Persons Contacted	0	0	2	1

Q68c: Number of Persons Engaged

	All Persons Contacted	First contact – NOT staying on the Streets, ES, or SH	First contact – WAS staying on Streets, ES, or SH	First contact – Worker unable to determine
Once	0	0	2	0
2-5 Contacts	0	0	0	0
6-9 Contacts	0	0	0	0
10+ Contacts	0	0	0	0
Total Persons Engaged	0	0	2	0
Rate of Engagement	0.07	0.00	1.00	0.00

Q18a: Gender of Adults

	Total	Without Children	With Children and Adults	Unknown Household Type
Male	140	125	15	0
Female	90	66	24	0
Trans Female (MTF or Male to Female)	0	0	0	0
Trans Male (FTM or Female to Male)	0	0	0	0
Gender Non-Conforming (i.e. not exclusively male or female)	0	0	0	0
Client Doesn't Know/Client Refused	0	0	0	0
Data Not Collected	0	0	0	0
Subtotal	230	191	39	0

Q18b: Gender of Children

	Total	With Children and Adults	With Only Children	Unknown Household Type
Male	22	22	0	0
Female	28	28	0	0
Trans Female (MTF or Male to Female)	1	1	0	0
Trans Male (FTM or Female to Male)	0	0	0	0
Gender Non-Conforming (i.e. not exclusively male or female)	0	0	0	0
Client Doesn't Know/Client Refused	0	0	0	0
Data Not Collected	0	0	0	0
Subtotal	51	51	0	0

Q18c: Gender of Persons Missing Age Information

	Total	Without Children	With Children and Adults	With Only Children	Unknown Household Type
Male	0	0	0	0	0
Female	0	0	0	0	0
Trans Female (MTF or Male to Female)	0	0	0	0	0
Trans Male (FTM or Female to Male)	0	0	0	0	0
Gender Non-Conforming (i.e. not exclusively male or female)	0	0	0	0	0
Client Doesn't Know/Client Refused	0	0	0	0	0
Data Not Collected	0	0	0	0	0
Subtotal	0	0	0	0	0

Q18d: Gender by Age Ranges

	Total	Under Age 18	Age 18-24	Age 25-61	Age 62 and over	Client Doesn't Know/Client Refused	Data Not Collected
Male	162	22	20	113	7	0	0
Female	116	26	10	77	3	0	0
Trans Female (MTF or Male to Female)	1	1	0	0	0	0	0
Trans Male (FTM or Female to Male)	0	0	0	0	0	0	0
Gender Non-Conforming (i.e. not exclusively male or female)	0	0	0	0	0	0	0
Client Doesn't Know/Client Refused	0	0	0	0	0	0	0
Data Not Collected	0	0	0	0	0	0	0
Subtotal	281	51	30	190	10	0	0

Q19: Age

	Total	Without Children	With Children and Adults	With Only Children	Unknown Household Type
Under 5	17	0	17	0	0
5 - 12	22	0	22	0	0
13 - 17	12	0	12	0	0
18 - 24	30	26	4	0	0
25 - 34	53	41	12	0	0
35 - 44	73	54	19	0	0
45 - 54	40	36	4	0	0
55 - 61	24	24	0	0	0
62+	10	10	0	0	0
Client Doesn't Know/Client Refused	0	0	0	0	0
Data Not Collected	0	0	0	0	0
Total	281	191	90	0	0

Q12a: Race

	Total	Without Children	With Children and Adults	With Only Children	Unknown Household Type
White	168	139	60	0	0
Black or African American	30	18	14	0	0
Asian	0	0	0	0	0
American Indian or Alaska Native	34	19	15	0	0
Native Hawaiian or Other Pacific Islander	0	0	0	0	0
Multiple Races	27	15	11	0	0
Client Doesn't Know/Client Refused	1	1	0	0	0
Data Not Collected	0	0	0	0	0
Total	281	191	90	0	0

Q12b: Ethnicity

	Total	Without Children	With Children and Adults	With Only Children	Unknown Household Type
Non-Hispanic/Latino	278	189	89	0	0
Hispanic/Latino	3	2	1	0	0
Client Doesn't Know/Client Refused	0	0	0	0	0
Data Not Collected	0	0	0	0	0
Total	281	191	90	0	0

Q13a: Physical and Mental Health Conditions at Start

	Total Persons	Without Children	Adults in HH with Children & Adults	Children in HH with Children & Adults	With Children and Adults &	With Only Children	Unknown Household Type
Mental Health Problem	149	131	18	0	--	0	0
Alcohol Abuse	13	11	2	0	--	0	0
Drug Abuse	41	36	5	0	--	0	0
Both Alcohol and Drug Abuse	27	26	1	0	--	0	0
Chronic Health Condition	14	14	0	0	--	0	0
HIV/AIDS	0	0	0	0	--	0	0
Developmental Disability	22	17	5	0	--	0	0
Physical Disability	54	47	6	1	--	0	0

5. The "With Children and Adults" column is set as of 10/1/2019 and replaced with the column "Adults in HH with Children & Adults" and "Children in HH with Children & Adults".

Q13b: Physical and Mental Health Conditions at Exit

	Total Persons	Without Children	Adults in HH with Children & Adults	Children in HH with Children & Adults	With Children and Adults &	With Only Children	Unknown Household Type
Mental Health Problem	125	112	13	0	--	0	0
Alcohol Abuse	10	8	2	0	--	0	0
Drug Abuse	34	32	2	0	--	0	0
Both Alcohol and Drug Abuse	23	22	1	0	--	0	0
Chronic Health Condition	12	12	0	0	--	0	0
HIV/AIDS	0	0	0	0	--	0	0
Developmental Disability	22	16	5	1	--	0	0
Physical Disability	50	45	4	1	--	0	0

5. The "With Children and Adults" column is set as of 10/1/2019 and replaced with the column "Adults in HH with Children & Adults" and "Children in HH with Children & Adults".

Q13c: Physical and Mental Health Conditions for Stayers

	Total Persons	Without Children	Adults in HH with Children & Adults	Children in HH with Children & Adults	With Children and Adults &	With Only Children	Unknown Household Type
Mental Health Problem	24	19	5	0	--	0	0
Alcohol Abuse	3	3	0	0	--	0	0
Drug Abuse	10	7	3	0	--	0	0
Both Alcohol and Drug Abuse	4	4	0	0	--	0	0
Chronic Health Condition	3	3	0	0	--	0	0
HIV/AIDS	0	0	0	0	--	0	0
Developmental Disability	1	1	0	0	--	0	0
Physical Disability	5	3	2	0	--	0	0

5. The "With Children and Adults" column is set as of 10/1/2019 and replaced with the column "Adults in HH with Children & Adults" and "Children in HH with Children & Adults".

Q14a: Domestic Violence History

	Total	Without Children	With Children and Adults	With Only Children	Unknown Household Type
Yes	66	55	11	0	0
No	164	136	28	0	0
Client Doesn't Know/Client Refused	0	0	0	0	0
Data Not Collected	0	0	0	0	0
Total	230	191	39	0	0

Q14b: Persons Facing Domestic Violence

	Total	Without Children	With Children and Adults	With Only Children	Unknown Household Type
Yes	25	22	3	0	0
No	41	33	8	0	0
Client Doesn't Know/Client Refused	0	0	0	0	0
Data Not Collected	0	0	0	0	0
Total	66	55	11	0	0

Q15: Living Situation

	Total	Without Children	With Children and Adults	With Only Children	Unknown Household Type
Homeless Situations	0	0	0	0	0
Emergency shelter, including hotel or motel paid for with emergency shelter voucher	43	37	6	0	0
Transitional housing for homeless persons (including homeless youth)	1	1	0	0	0
Place not meant for habitation	87	73	14	0	0
Safe Haven	0	0	0	0	0
Host Home (non-crate)	0	0	0	0	0
Interim Housing 5	0	0	0	0	0
Subtotal	131	111	20	0	0
Institutional Settings	0	0	0	0	0
Psychiatric hospital or other psychiatric facility	5	5	0	0	0
Substance abuse treatment facility or detox center	3	3	0	0	0
Hospital or other residential non-psychiatric medical facility	2	2	0	0	0
Jail, prison or juvenile detention facility	3	3	0	0	0
Foster care home or foster care group home	0	0	0	0	0
Long-term care facility or nursing home	0	0	0	0	0
Residential project or halfway house with no homeless criteria	0	0	0	0	0
Subtotal	13	13	0	0	0
Other Locations	0	0	0	0	0
Permanent housing (other than RRH) for formerly homeless persons	1	0	1	0	0
Owned by client, no ongoing housing subsidy	0	0	0	0	0
Owned by client, with ongoing housing subsidy	0	0	0	0	0
Rental by client, with RRH or equivalent subsidy	0	0	0	0	0
Rental by client, with HCV voucher (tenant or project based)	0	0	0	0	0
Rental by client in a public housing unit	1	1	0	0	0
Rental by client, no ongoing housing subsidy	20	12	8	0	0
Rental by client, with VASH subsidy	0	0	0	0	0
Rental by client with GPD TIP subsidy	0	0	0	0	0
Rental by client, with other housing subsidy (including RRH)	12	7	5	0	0
Hotel or motel paid for without emergency shelter voucher	5	5	0	0	0
Staying or living in a friend's room, apartment or house	26	24	2	0	0
Staying or living in a family member's room, apartment or house	20	17	3	0	0
Client Doesn't Know/Client Refused	0	0	0	0	0
Data Not Collected	1	1	0	0	0
Subtotal	66	67	19	0	0
Total	250	191	39	0	0

5. Interim housing is retired as of 10/1/2019.

Q16: Cash Income - Ranges

	Income at Start	Income at Latest Annual Assessment for Stayers	Income at Exit for Leavers
No income	92	0	69
\$1 - \$150	4	0	3
\$151 - \$250	19	0	15
\$251 - \$500	8	0	9
\$501 - \$1000	87	0	64
\$1,001 - \$1,500	30	0	28
\$1,501 - \$2,000	5	0	8
\$2,001+	3	0	4
Client Doesn't Know/Client Refused	0	0	0
Data Not Collected	2	0	3
Number of Adult Stayers Not Yet Required to Have an Annual Assessment	0	28	0
Number of Adult Stayers Without Required Annual Assessment	0	0	0
Total Adults	250	28	202

Q17: Cash Income - Sources

	Income at Start	Income at Latest Annual Assessment for Stayers	Income at Exit for Leavers
Earned Income	25	0	30
Unemployment Insurance	0	0	0
SSI	55	0	51
SSDI	30	0	29
VA Service-Connected Disability Compensation	0	0	0
VA Non-Service Connected Disability Pension	1	0	1
Private Disability Insurance	0	0	0
Worker's Compensation	2	0	2
TANF or Equivalent	12	0	12
General Assistance	24	0	18
Retirement (Social Security)	11	0	7
Pension from Former Job	1	0	1
Child Support	6	0	4
Alimony (Spousal Support)	0	0	0
Other Source	5	0	4
Adults with Income Information at Start and Annual Assessment/Exit	0	0	0

Q18a: Disabling Conditions and Income for Adults at Exit

	AO: Adult with Disabling Condition	AO: Adult without Disabling Condition	AO: Total Adults	AO: % with Disabling Condition by Source	AO: Adult with Disabling Condition	AO: Adult without Disabling Condition	AO: Total Adults	AO: % with Disabling Condition by Source	UK: Adult with Disabling Condition	UK: Adult without Disabling Condition	UK: Total Adults	UK: % with Disabling Condition by Source
Earned Income	14	9	23	60.65 %	3	2	5	60.00 %	0	0	0	--
Supplemental Security Income (SSI)	42	1	43	97.67 %	6	0	6	100.00 %	0	0	0	--
Social Security Disability Insurance (SSDI)	23	0	23	100.00 %	3	0	3	100.00 %	0	0	0	--
VA Service-Connected Disability Compensation	0	0	0	--	0	0	0	--	0	0	0	--
Private Disability Insurance	0	0	0	--	0	0	0	--	0	0	0	--
Worker's Compensation	1	1	2	50.00 %	0	0	0	--	0	0	0	--
Temporary Assistance for Needy Families (TANF)	2	0	2	100.00 %	10	0	10	100.00 %	0	0	0	--
Retirement Income from Social Security	5	1	7	71.43 %	0	0	0	--	0	0	0	--
Pension or retirement income from a former job	1	0	1	100.00 %	0	0	0	--	0	0	0	--
Child Support	0	0	0	--	3	1	4	75.00 %	0	0	0	--
Other source	19	3	22	86.45 %	0	0	0	--	0	0	0	--
No Sources	40	16	56	67.90 %	1	7	8	12.50 %	0	0	0	--
Unduplicated Total Adults	127	34	161		19	10	29		0	0	0	

Q18b: Type of Non-Cash Benefit Sources

	Benefit at Start	Benefit at Latest Annual Assessment for Stayers	Benefit at Exit for Leavers
Supplemental Nutritional Assistance Program	118	0	111
WIC	4	0	5
TANF Child Care Services	0	0	0
TANF Transportation Services	0	0	0
Other TANF-Funded Services	0	0	0
Other Source	1	0	1

Q21: Health Insurance

	At Start	At Annual Assessment for Stayers	At Exit for Leavers
Medicaid	161	0	145
Medicare	27	0	28
State Children's Health Insurance Program	3	0	3
VA Medical Services	3	0	2
Employer Provided Health Insurance	3	0	3
Health Insurance Through COBRA	0	0	0
Private Pay Health Insurance	0	0	0
State Health Insurance for Adults	21	0	18
Indian Health Services Program	1	0	1
Other	2	0	1
No Health Insurance	65	0	55
Client Doesn't Know/Client Refused	0	0	0
Data Not Collected	12	0	12
Number of Stayers Not Yet Required to Have an Annual Assessment	0	30	0
1 Source of Health Insurance	185	0	167
More than 1 Source of Health Insurance	18	0	17

Q22a: Length of Participation – ESG Projects

	Total	Leavers	Stayers
0 to 7 days	25	23	2
8 to 14 days	27	27	0
15 to 21 days	36	34	2
22 to 30 days	38	38	1
31 to 60 days	58	51	8
61 to 90 days	41	30	11
91 to 180 days	62	46	6
181 to 365 days	2	2	0
366 to 730 days (1-2 Yrs)	0	0	0
731 to 1,095 days (2-3 Yrs)	0	0	0
1,096 to 1,460 days (3-4 Yrs)	0	0	0
1,461 to 1,825 days (4-5 Yrs)	0	0	0
More than 1,825 days (> 5 Yrs)	0	0	0
Data Not Collected	0	0	0
Total	281	251	30

Q22c: Length of Time between Project Start Date and Housing Move-In Date

	Total	Without Children	With Children and Adults	With Only Children	Unknown Household Type
7 days or less	16	7	0	0	0
8 to 14 days	7	2	5	0	0
15 to 21 days	1	1	0	0	0
22 to 30 days	3	1	2	0	0
31 to 60 days	9	1	8	0	0
61 to 180 days	1	1	0	0	0
181 to 365 days	0	0	0	0	0
366 to 730 days (1-2 Yrs)	0	0	0	0	0
Total (persons moved into housing)	37	13	24	0	0
Average length of time to housing	19.62	21.89	18.38	--	--
Persons who were exited without move-in	19	4	15	0	0
Total persons	56	17	39	0	0

Q22b: Length of Participation by Household Type

	Total	Without Children	With Children and Adults	With Only Children	Unknown Household Type
7 days or less	26	23	2	0	0
8 to 14 days	27	27	0	0	0
15 to 21 days	36	24	12	0	0
22 to 30 days	38	32	7	0	0
31 to 60 days	58	35	24	0	0
61 to 90 days	41	24	17	0	0
91 to 180 days	52	24	28	0	0
181 to 365 days	2	2	0	0	0
366 to 730 days (1-2 Yrs)	0	0	0	0	0
731 to 1,095 days (2-3 Yrs)	0	0	0	0	0
1,096 to 1,460 days (3-4 Yrs)	0	0	0	0	0
1,461 to 1,825 days (4-5 Yrs)	0	0	0	0	0
More than 1,825 days (> 5 Yrs)	0	0	0	0	0
Data Not Collected	0	0	0	0	0
Total	281	191	90	0	0

Q22: Length of Time Prior to Housing - based on 2017 Date Homelessness Started

	Total	Without Children	With Children and Adults	With Only Children	Unknown Household Type
7 days or less	44	36	6	0	0
8 to 14 days	7	7	0	0	0
15 to 21 days	6	6	0	0	0
22 to 30 days	5	5	0	0	0
31 to 60 days	10	10	0	0	0
61 to 180 days	25	18	7	0	0
181 to 365 days	8	5	0	0	0
366 to 730 days (1-2 Yrs)	7	3	4	0	0
731 days or more	6	6	0	0	0
Total (persons moved into housing)	118	101	17	0	0
Not yet moved into housing	19	4	15	0	0
Data not collected	22	4	18	0	0
Total persons	159	109	50	0	0

Q23: Exit Destination – All persons

	Total	Without Children	With Children and Adults	With Only Children	Unknown Household Type
Permanent Destinations	0	0	0	0	0
Moved from one HOPWA funded project to HOPWA PH	0	0	0	0	0
Owned by client, no ongoing housing subsidy	0	0	0	0	0
Owned by client, with ongoing housing subsidy	2	0	2	0	0
Rental by client, no ongoing housing subsidy	80	40	40	0	0
Rental by client, with VASH housing subsidy	0	0	0	0	0
Rental by client, with GPD TIP housing subsidy	0	0	0	0	0
Rental by client, with other ongoing housing subsidy	31	11	20	0	0
Permanent housing (other than RRH) for formerly homeless persons	27	18	9	0	0
Staying or living with family, permanent tenure	9	9	0	0	0
Staying or living with friends, permanent tenure	4	2	2	0	0
Rental by client, with RRH or equivalent subsidy	0	0	0	0	0
Rental by client, with HCV voucher (tenant or project based)	0	0	0	0	0
Rental by client in a public housing unit	5	2	3	0	0
Subtotal	158	82	76	0	0
Temporary Destinations	0	0	0	0	0
Emergency shelter, including hotel or motel paid for with emergency shelter voucher	2	2	0	0	0
Moved from one HOPWA funded project to HOPWA TH	0	0	0	0	0
Transitional housing for homeless persons (including homeless youth)	36	34	2	0	0
Staying or living with family, temporary tenure (e.g., room, apartment or house)	2	2	0	0	0
Staying or living with friends, temporary tenure (e.g., room, apartment or house)	13	10	3	0	0
Place not meant for habitation (e.g., a vehicle, an abandoned building, bus/train/subway station/airport or anywhere outside)	4	4	0	0	0
Safe Haven	0	0	0	0	0
Hotel or motel paid for without emergency shelter voucher	0	0	0	0	0
Host Home (not-crisis)	0	0	0	0	0
Subtotal	57	52	5	0	0
Institutional Settings	0	0	0	0	0
Foster care home or group foster care home	0	0	0	0	0
Psychiatric hospital or other psychiatric facility	3	3	0	0	0
Substance abuse treatment facility or detox center	2	2	0	0	0
Hospital or other residential non-psychiatric medical facility	0	0	0	0	0
Jail, prison, or juvenile detention facility	2	2	0	0	0
Long term care facility or nursing home	0	0	0	0	0
Subtotal	7	7	0	0	0
Other Destinations	0	0	0	0	0
Residential project or halfway house with no homeless criteria	0	0	0	0	0
Deceased	0	0	0	0	0
Other	0	0	0	0	0
Client Doesn't Know/Client Refused	12	12	0	0	0
Data Not Collected (no exit interview completed)	17	15	2	0	0
Subtotal	29	27	2	0	0
Total	251	166	83	0	0
Total persons ending to positive housing destinations	153	79	74	0	0
Total persons whose destinations excluded them from the calculation	0	0	0	0	0
Percentage	60.96 %	47.02 %	89.16 %	—	—

Q24: Homelessness Prevention Housing Assessment at Exit

	Total	Without Children	With Children and Adults	With Only Children	Unknown Household Type
Able to maintain the housing they had at project start—Without a subsidy	4	4	0	0	0
Able to maintain the housing they had at project start—With the subsidy they had at project start	6	2	7	0	0
Able to maintain the housing they had at project start—With an on-going subsidy acquired since project start	0	0	0	0	0
Able to maintain the housing they had at project start—Only with financial assistance other than a subsidy	0	0	0	0	0
Moved to new housing unit—With on-going subsidy	0	0	0	0	0
Moved to new housing unit—Without an on-going subsidy	1	1	0	0	0
Moved in with family/friends on a temporary basis	0	0	0	0	0
Moved in with family/friends on a permanent basis	0	0	0	0	0
Moved to a transitional or temporary housing facility or program	0	0	0	0	0
Client became homeless – moving to a shelter or other place unfit for human habitation	0	0	0	0	0
Client went to jail/prison	0	0	0	0	0
Client died	0	0	0	0	0
Client doesn't know/Client refused	0	0	0	0	0
Data not collected (no exit interview completed)	1	1	0	0	0
Total	15	8	7	0	0

Q25a: Number of Veterans

	Total	Without Children	With Children and Adults	Unknown Household Type
Chronically Homeless Veteran	2	2	0	0
Non-Chronically Homeless Veteran	13	13	0	0
Not a Veteran	215	176	39	0
Client Doesn't Know/Client Refused	0	0	0	0
Data Not Collected	0	0	0	0
Total	230	191	39	0

Q25b: Number of Chronically Homeless Persons by Household

	Total	Without Children	With Children and Adults	With Only Children	Unknown Household Type
Chronically Homeless	60	65	15	0	0
Not Chronically Homeless	199	125	74	0	0
Client Doesn't Know/Client Refused	0	0	0	0	0
Data Not Collected	2	1	1	0	0
Total	261	191	90	0	0

PR 26 - CDBG Financial Summary Report 2019



Office of Community Planning and Development
U.S. Department of Housing and Urban Development
Integrated Disbursement and Information System
PR26 - CDBG Financial Summary Report
Program Year 2019
ST. LOUIS COUNTY, MN

PART I: SUMMARY OF CDBG RESOURCES

01 UNEXPENDED CDBG FUNDS AT END OF PREVIOUS PROGRAM YEAR

02 ENTITLEMENT GRANT

03 SURPLUS URBAN RENEWAL

04 SECTION 108 GUARANTEED LOAN FUNDS

05 CURRENT YEAR PROGRAM INCOME

05a CURRENT YEAR SECTION 108 PROGRAM INCOME (FOR SI TYPE)

06 FUNDS RETURNED TO THE LINE-OF-CREDIT

06a FUNDS RETURNED TO THE LOCAL CDBG ACCOUNT

07 ADJUSTMENT TO COMPUTE TOTAL AVAILABLE

08 TOTAL AVAILABLE (SUM, LINES 01-07)

PART II: SUMMARY OF CDBG EXPENDITURES

09 DISBURSEMENTS OTHER THAN SECTION 108 REPAYMENTS AND PLANNING/ADMINISTRATION

10 ADJUSTMENT TO COMPUTE TOTAL AMOUNT SUBJECT TO LOW/MOD BENEFIT

11 AMOUNT SUBJECT TO LOW/MOD BENEFIT (LINE 09 + LINE 10)

12 DISBURSED IN IDIS FOR PLANNING/ADMINISTRATION

13 DISBURSED IN IDIS FOR SECTION 108 REPAYMENTS

14 ADJUSTMENT TO COMPUTE TOTAL EXPENDITURES

15 TOTAL EXPENDITURES (SUM, LINES 11-14)

16 UNEXPENDED BALANCE (LINE 08 - LINE 15)

PART III: LOW/MOD BENEFIT THIS REPORTING PERIOD

17 EXPENDED FOR LOW/MOD HOUSING IN SPECIAL AREAS

18 EXPENDED FOR LOW/MOD MULTI-UNIT HOUSING

19 DISBURSED FOR OTHER LOW/MOD ACTIVITIES

20 ADJUSTMENT TO COMPUTE TOTAL LOW/MOD CREDIT

21 TOTAL LOW/MOD CREDIT (SUM, LINES 17-20)

22 PERCENT LOW/MOD CREDIT (LINE 21/LINE 11)

LOW/MOD BENEFIT FOR MULTI-YEAR CERTIFICATIONS

23 PROGRAM YEARS(PY) COVERED IN CERTIFICATION

24 CUMULATIVE NET EXPENDITURES SUBJECT TO LOW/MOD BENEFIT CALCULATION

25 CUMULATIVE EXPENDITURES BENEFITING LOW/MOD PERSONS

26 PERCENT BENEFIT TO LOW/MOD PERSONS (LINE 25/LINE 24)

PART IV: PUBLIC SERVICE (PS) CAP CALCULATIONS

27 DISBURSED IN IDIS FOR PUBLIC SERVICES

28 PS UNLIQUIDATED OBLIGATIONS AT END OF CURRENT PROGRAM YEAR

29 PS UNLIQUIDATED OBLIGATIONS AT END OF PREVIOUS PROGRAM YEAR

30 ADJUSTMENT TO COMPUTE TOTAL PS OBLIGATIONS

31 TOTAL PS OBLIGATIONS (LINE 27 + LINE 28 - LINE 29 + LINE 30)

32 ENTITLEMENT GRANT

33 PRIOR YEAR PROGRAM INCOME

34 ADJUSTMENT TO COMPUTE TOTAL SUBJECT TO PS CAP

35 TOTAL SUBJECT TO PS CAP (SUM, LINES 32-34)

36 PERCENT FUNDS OBLIGATED FOR PS ACTIVITIES (LINE 31/LINE 35)

PART V: PLANNING AND ADMINISTRATION (PA) CAP

37 DISBURSED IN IDIS FOR PLANNING/ADMINISTRATION
 38 PA UNLIQUIDATED OBLIGATIONS AT END OF CURRENT PROGRAM YEAR
 39 PA UNLIQUIDATED OBLIGATIONS AT END OF PREVIOUS PROGRAM YEAR
 40 ADJUSTMENT TO COMPUTE TOTAL PA OBLIGATIONS
 41 TOTAL PA OBLIGATIONS (LINE 37 + LINE 38 - LINE 39 +LINE 40)
 42 ENTITLEMENT GRANT
 43 CURRENT YEAR PROGRAM INCOME
 44 ADJUSTMENT TO COMPUTE TOTAL SUBJECT TO PA CAP
 45 TOTAL SUBJECT TO PA CAP (SUM, LINES 42-44)
 46 PERCENT FUNDS OBLIGATED FOR PA ACTIVITIES (LINE 41/LINE 45)

LINE 17 DETAIL: ACTIVITIES TO CONSIDER IN DETERMINING THE AMOUNT TO ENTER ON LINE :
 Report returned no data.

LINE 18 DETAIL: ACTIVITIES TO CONSIDER IN DETERMINING THE AMOUNT TO ENTER ON LINE :

Plan Year	IDIS Project	IDIS Activity	Activity Name	Matrix Code
2018	8	3226	Vermilion Housing Corp: Rental Rehabilitation	14B
2019	5	3312	Vermilion Housing Corporation - Rental Rehabilitation	14B
Total				14B

LINE 19 DETAIL: ACTIVITIES INCLUDED IN THE COMPUTATION OF LINE 19

Plan Year	IDIS Project	IDIS Activity	Voucher Number	Activity Name	Matrix Code
2018	12	3230	6271740	Floodwood Services & Training: FST - Facilities Plan Phase I	03B
2018	12	3230	6279195	Floodwood Services & Training: FST - Facilities Plan Phase I	03B
2018	12	3230	6293435	Floodwood Services & Training: FST - Facilities Plan Phase I	03B
2018	11	3229	6339801	American Bear Association: ABA Hwy 53 Building Accessibility	03E
2018	13	3231	6330057	Gresen Township: Community Center Accessibility	03E
2019	8	3315	6325955	Bretung Township - Town Hall Accessibility Improvements	03E
2019	9	3316	6325955	City of Cook - Cook Library Improvements	03E
2018	14	3232	6331471	Hermantown: Stebner Park Accessible Path	03F
2019	13	3320	6325955	City of Rice Lake - City Park Accessibility	03F
2018	18	3236	6302320	Aurora: 2nd Street Infrastructure	03J
2019	14	3321	6325955	City of Aurora - South Aurora Water Main	03J
2019	16	3323	6331444	City of Ely - West Camp St and Pattison St Infrastructure	03J
2019	17	3324	6343801	City of Eveleth - Jackson Street Infrastructure	03J
2019	18	3325	6331468	City of Gilbert - Lower Michigan Avenue Area Infrastructure	03J
2019	19	3326	6337377	City of Hibbing - Sanitary Sewer Lining Project - Phase 7	03J
2019	20	3327	6325955	City of McKinley - County Highway 20 Utility Project	03J
2019	21	3328	6325955	City of Meadowlands - Drainage Improvements	03J
2019	21	3328	6337371	City of Meadowlands - Drainage Improvements	03J
2019	23	3330	6325955	City of Orr - Fire Hydrant Replacement and Wastewater	03J
2019	23	3330	6370590	City of Orr - Fire Hydrant Replacement and Wastewater	03J
2018	28	3246	6279192	AEQA: Homeless Shelter Operations	03T
2018	28	3246	6279197	AEQA: Homeless Shelter Operations	03T
2018	28	3246	6293435	AEQA: Homeless Shelter Operations	03T
2018	28	3246	6313993	AEQA: Homeless Shelter Operations	03T
2018	32	3250	6313993	Range Transitional Housing: Transitional & Permanent	03T

2019	25	3332	6331444	AEOA - Homeless Shelter Operations	03T
2019	25	3332	6337373	AEOA - Homeless Shelter Operations	03T
2019	25	3332	6342559	AEOA - Homeless Shelter Operations	03T
2019	25	3332	6355122	AEOA - Homeless Shelter Operations	03T
2019	25	3332	6363477	AEOA - Homeless Shelter Operations	03T
2019	25	3332	6370590	AEOA - Homeless Shelter Operations	03T
2019	30	3337	6337368	Range Transitional Housing - Transitional and Permanent	03T
2019	30	3337	6349146	Range Transitional Housing - Transitional and Permanent	03T
2019	30	3337	6355122	Range Transitional Housing - Transitional and Permanent	03T
2019	30	3337	6363477	Range Transitional Housing - Transitional and Permanent	03T
2019	30	3337	6370590	Range Transitional Housing - Transitional and Permanent	03T
2018	30	3248	6279197	Legal Aid: Housing Counseling, Information, and Litigation	05C
2019	28	3335	6331444	Legal Aid Servie of NE MN - Housing Counseling, Information,	05C
2019	28	3335	6337375	Legal Aid Servie of NE MN - Housing Counseling, Information,	05C
2018	29	3247	6279192	AEOA: Homeless Youth Services	05D
2018	29	3247	6279197	AEOA: Homeless Youth Services	05D
2018	29	3247	6293435	AEOA: Homeless Youth Services	05D
2018	29	3247	6302318	AEOA: Homeless Youth Services	05D
2018	29	3247	6331444	AEOA: Homeless Youth Services	05D
2019	26	3333	6331444	AEOA - Homeless Youth Services	05D
2019	26	3333	6337373	AEOA - Homeless Youth Services	05D
2019	26	3333	6342559	AEOA - Homeless Youth Services	05D
2019	26	3333	6355122	AEOA - Homeless Youth Services	05D
2019	26	3333	6363477	AEOA - Homeless Youth Services	05D
2019	26	3333	6370590	AEOA - Homeless Youth Services	05D
2018	10	3228	6271740	SOAR Career Solutions: Subsidized Employment Services	05H
2019	7	3314	6325955	SOAR Career Solutions - Subsidized Employment Services	05H
2019	7	3314	6331444	SOAR Career Solutions - Subsidized Employment Services	05H
2019	7	3314	6339805	SOAR Career Solutions - Subsidized Employment Services	05H
2019	7	3314	6355122	SOAR Career Solutions - Subsidized Employment Services	05H
2019	7	3314	6363477	SOAR Career Solutions - Subsidized Employment Services	05H
2019	7	3314	6370590	SOAR Career Solutions - Subsidized Employment Services	05H
2018	27	3245	6293435	Advocates for Family Peace: Children & Domestic Violence	05L
2018	27	3245	6318382	Advocates for Family Peace: Children & Domestic Violence	05L
2018	35	3253	6285575	Sexual Assault Program: Youth Outreach Services	05L
2018	35	3253	6337371	Sexual Assault Program: Youth Outreach Services	05L
2019	24	3331	6342559	Advocates for Family Peace - Children and Domestic Violence	05L
2019	33	3340	6346047	Sexual Assault Program of Northern SLC - Child, Youth, &	05L
2018	31	3249	6271740	Quad City Food Shelf: Food Shelf Support Program	05W
2018	33	3251	6271740	Salvation Army-Hibbing: Melting Pot Meals Program	05W
2018	34	3252	6271737	Salvation Army-Virginia: Virginia Supper Club	05W
2019	27	3334	6337373	Chisholm Food Shelf - Food Shelf Operations	05W
2019	29	3336	6337373	Quad City Food Shelf - Food Shelf Operations	05W
2019	29	3336	6346047	Quad City Food Shelf - Food Shelf Operations	05W
2019	31	3338	6339805	The Salvation Army - Hibbing - Melting Pot Meals Program	05W
2019	32	3339	6339805	The Salvation Army - Virginia - Virginia Supper Club	05W
2018	4	3222	6271737	Access North: Home Access Program	14A

2018	4	3222	6306759	Access North: Home Access Program	14A
2018	5	3223	6271740	AEOA: Single Family Rehab Loan Program	14A
2018	5	3223	6285584	AEOA: Single Family Rehab Loan Program	14A
2018	5	3223	6295726	AEOA: Single Family Rehab Loan Program	14A
2018	5	3223	6298409	AEOA: Single Family Rehab Loan Program	14A
2018	5	3223	6302318	AEOA: Single Family Rehab Loan Program	14A
2018	5	3223	6313993	AEOA: Single Family Rehab Loan Program	14A
2018	5	3223	6318382	AEOA: Single Family Rehab Loan Program	14A
2018	5	3223	6330057	AEOA: Single Family Rehab Loan Program	14A
2018	5	3223	6337373	AEOA: Single Family Rehab Loan Program	14A
2018	5	3223	6342559	AEOA: Single Family Rehab Loan Program	14A
2018	5	3223	6348650	AEOA: Single Family Rehab Loan Program	14A
2019	1	3308	6337373	Access North Center for Independent Living of Northeastern	14A
2019	2	3309	6342559	AEOA Single Family Rehabilitation Loan Program	14A
2019	2	3309	6348650	AEOA Single Family Rehabilitation Loan Program	14A
2019	2	3309	6355122	AEOA Single Family Rehabilitation Loan Program	14A
2019	2	3309	6363477	AEOA Single Family Rehabilitation Loan Program	14A
2019	2	3309	6367540	AEOA Single Family Rehabilitation Loan Program	14A
					14A
2018	9	3227	6271737	NE Entrepreneur Fund: Microenterprise & Small Business	18C
2019	6	3313	6330057	Northeast Entrepreneur Fund - Microenterprise and Small	18C
2019	6	3313	6346047	Northeast Entrepreneur Fund - Microenterprise and Small	18C
2019	6	3313	6370590	Northeast Entrepreneur Fund - Microenterprise and Small	18C
					18C
Total					

LINE 27 DETAIL: ACTIVITIES INCLUDED IN THE COMPUTATION OF LINE 27

Plan Year	IDIS Project	IDIS Activity	Voucher Number	Activity Name	Matrix Code
2018	28	3246	6279192	AEOA: Homeless Shelter Operations	03T
2018	28	3246	6279197	AEOA: Homeless Shelter Operations	03T
2018	28	3246	6293435	AEOA: Homeless Shelter Operations	03T
2018	28	3246	6313993	AEOA: Homeless Shelter Operations	03T
2018	32	3250	6313993	Range Transitional Housing: Transitional & Permanent	03T
2019	25	3332	6331444	AEOA - Homeless Shelter Operations	03T
2019	25	3332	6337373	AEOA - Homeless Shelter Operations	03T
2019	25	3332	6342559	AEOA - Homeless Shelter Operations	03T
2019	25	3332	6355122	AEOA - Homeless Shelter Operations	03T
2019	25	3332	6363477	AEOA - Homeless Shelter Operations	03T
2019	25	3332	6370590	AEOA - Homeless Shelter Operations	03T
2019	30	3337	6337368	Range Transitional Housing - Transitional and Permanent	03T
2019	30	3337	6349146	Range Transitional Housing - Transitional and Permanent	03T
2019	30	3337	6355122	Range Transitional Housing - Transitional and Permanent	03T
2019	30	3337	6363477	Range Transitional Housing - Transitional and Permanent	03T
2019	30	3337	6370590	Range Transitional Housing - Transitional and Permanent	03T
					03T
2018	30	3248	6279197	Legal Aid: Housing Counseling, Information, and Litigation	05C
2019	28	3335	6331444	Legal Aid Servie of NE MN - Housing Counseling, Information,	05C
2019	28	3335	6337375	Legal Aid Servie of NE MN - Housing Counseling, Information,	05C
					05C
2018	29	3247	6279192	AEOA: Homeless Youth Services	05D
2018	29	3247	6279197	AEOA: Homeless Youth Services	05D
2018	29	3247	6293435	AEOA: Homeless Youth Services	05D

2018	29	3247	6302318	AEOA: Homeless Youth Services	05D
2018	29	3247	6331444	AEOA: Homeless Youth Services	05D
2019	26	3333	6331444	AEOA - Homeless Youth Services	05D
2019	26	3333	6337373	AEOA - Homeless Youth Services	05D
2019	26	3333	6342559	AEOA - Homeless Youth Services	05D
2019	26	3333	6355122	AEOA - Homeless Youth Services	05D
2019	26	3333	6363477	AEOA - Homeless Youth Services	05D
2019	26	3333	6370590	AEOA - Homeless Youth Services	05D
					05D
2018	10	3228	6271740	SOAR Career Solutions: Subsidized Employment Services	05H
2019	7	3314	6325955	SOAR Career Solutions - Subsidized Employment Services	05H
2019	7	3314	6331444	SOAR Career Solutions - Subsidized Employment Services	05H
2019	7	3314	6339805	SOAR Career Solutions - Subsidized Employment Services	05H
2019	7	3314	6355122	SOAR Career Solutions - Subsidized Employment Services	05H
2019	7	3314	6363477	SOAR Career Solutions - Subsidized Employment Services	05H
2019	7	3314	6370590	SOAR Career Solutions - Subsidized Employment Services	05H
					05H
2018	27	3245	6293435	Advocates for Family Peace: Children & Domestic Violence	05L
2018	27	3245	6318382	Advocates for Family Peace: Children & Domestic Violence	05L
2018	35	3253	6285575	Sexual Assault Program: Youth Outreach Services	05L
2018	35	3253	6337371	Sexual Assault Program: Youth Outreach Services	05L
2019	24	3331	6342559	Advocates for Family Peace - Children and Domestic Violence	05L
2019	33	3340	6346047	Sexual Assault Program of Northern SLC - Child, Youth, &	05L
					05L
2018	31	3249	6271740	Quad City Food Shelf: Food Shelf Support Program	05W
2018	33	3251	6271740	Salvation Army-Hibbing: Melting Pot Meals Program	05W
2018	34	3252	6271737	Salvation Army-Virginia: Virginia Supper Club	05W
2019	27	3334	6337373	Chisholm Food Shelf - Food Shelf Operations	05W
2019	29	3336	6337373	Quad City Food Shelf - Food Shelf Operations	05W
2019	29	3336	6346047	Quad City Food Shelf - Food Shelf Operations	05W
2019	31	3338	6339805	The Salvation Army - Hibbing - Melting Pot Meals Program	05W
2019	32	3339	6339805	The Salvation Army - Virginia - Virginia Supper Club	05W
					05W
Total					

LINE 37 DETAIL: ACTIVITIES INCLUDED IN THE COMPUTATION OF LINE 37

Plan Year	IDIS Project	IDIS Activity	Voucher Number	Activity Name	Matrix Code
2018	36	3254	6279201	St. Louis County: CDBG Program Administration 2018	21A
2018	36	3254	6293700	St. Louis County: CDBG Program Administration 2018	21A
2018	36	3254	6303565	St. Louis County: CDBG Program Administration 2018	21A
2018	36	3254	6329114	St. Louis County: CDBG Program Administration 2018	21A
2019	34	3341	6329114	St Louis County - Administration 2019	21A
2019	34	3341	6331444	St Louis County - Administration 2019	21A
2019	34	3341	6339905	St Louis County - Administration 2019	21A
2019	34	3341	6346050	St Louis County - Administration 2019	21A
2019	34	3341	6348741	St Louis County - Administration 2019	21A
2019	34	3341	6355056	St Louis County - Administration 2019	21A
2019	34	3341	6363477	St Louis County - Administration 2019	21A
Total					21A

DATE:	07-27-20
TIME:	9:56
PAGE:	1

1,202,417.31
 1,910,265.00
 0.00
 0.00
 60,537.26
 0.00
 0.00
 0.00
 0.00
 0.00
 3,173,219.57

 1,669,951.36
 0.00
 1,669,951.36
 367,320.97
 0.00
 0.00
 2,037,272.33
 1,135,947.24

 0.00
 50,000.00
 1,582,351.36
 0.00
 1,632,351.36
 97.75%

 PY: PY: PY:
 0.00
 0.00
 0.00%

 274,826.86
 69,985.46
 91,006.23
 0.00
 253,806.09
 1,910,265.00
 31,220.00
 0.00
 1,941,485.00
 13.07%

367,320.97
0.00
0.00
0.00
367,320.97
1,910,265.00
60,537.26
0.00
1,970,802.26
18.64%

17

18

national	
<u>Objective</u>	<u>Drawn Amount</u>
LMH	\$25,000.00
LMH	\$25,000.00
Matrix Code	\$50,000.00
	\$50,000.00

national	
<u>Objective</u>	<u>Drawn Amount</u>
LMC	\$10,000.00
LMC	\$10,000.00
LMC	\$18,900.00
Matrix Code	\$38,900.00
LMC	\$3,513.00
LMC	\$14,000.00
LMC	\$75,000.00
LMC	\$39,806.19
Matrix Code	\$132,319.19
LMC	\$42,000.00
LMC	\$15,000.00
Matrix Code	\$57,000.00
LMA	\$100,000.00
LMA	\$75,000.00
LMA	\$150,000.00
LMA	\$100,000.00
LMA	\$100,000.00
LMA	\$150,000.00
LMA	\$100,000.00
LMA	\$23,558.52
LMA	\$6,441.48
LMA	\$7,861.82
LMA	\$3,138.18
Matrix Code	\$816,000.00
LMC	\$4,763.78
LMC	\$3,413.13
LMC	\$4,457.98
LMC	\$3,763.16
LMC	\$14,837.97

LMC	\$12,142.34
LMC	\$2,900.04
LMC	\$4,238.63
LMC	\$4,136.75
LMC	\$4,454.63
LMC	\$3,774.80
LMC	\$24,347.84
LMC	\$2,360.95
LMC	\$3,461.20
LMC	\$1,277.73
LMC	\$1,242.00
Matrix Code	\$95,572.93
LMC	\$5,054.99
LMC	\$14,856.15
LMC	\$7,865.13
Matrix Code	\$27,776.27
LMC	\$1,430.00
LMC	\$930.56
LMC	\$2,625.73
LMC	\$2,216.08
LMC	\$1,262.35
LMC	\$5,627.37
LMC	\$2,655.03
LMC	\$2,482.61
LMC	\$3,078.07
LMC	\$2,987.26
LMC	\$1,202.28
Matrix Code	\$26,497.34
LMC	\$683.81
LMC	\$9,366.17
LMC	\$1,459.30
LMC	\$1,456.88
LMC	\$2,377.29
LMC	\$1,525.73
LMC	\$1,606.43
Matrix Code	\$18,475.61
LMC	\$11,130.52
LMC	\$7,173.77
LMC	\$11,551.25
LMC	\$5,929.61
LMC	\$4,456.19
LMC	\$17,811.27
Matrix Code	\$58,052.61
LMC	\$1,000.00
LMC	\$4,839.13
LMC	\$3,942.41
LMC	\$5,000.00
LMC	\$7,000.00
LMC	\$1,000.00
LMC	\$16,500.00
LMC	\$9,170.56
Matrix Code	\$48,452.10
LMH	\$2,666.20


LMH	\$10,643.79
LMH	\$25,272.00
LMH	\$23,257.19
LMH	\$20,674.72
LMH	\$14,488.00
LMH	\$2,092.79
LMH	\$662.37
LMH	\$3,300.00
LMH	\$16,171.45
LMH	\$36,043.94
LMH	\$300.54
LMH	\$30,342.09
LMH	\$7,605.99
LMH	\$214.77
LMH	\$1,340.91
LMH	\$16,532.76
LMH	\$22,242.47
LMH	\$2,120.00
Matrix Code	\$235,971.98
LMCMC	\$7,333.33
LMCMC	\$4,072.00
LMCMC	\$10,000.00
LMCMC	\$5,928.00
Matrix Code	\$27,333.33
	\$1,582,351.36

<u>National</u> <u>Objective</u>	<u>Drawn Amount</u>
LMC	\$4,763.78
LMC	\$3,413.13
LMC	\$4,457.98
LMC	\$3,763.16
LMC	\$14,837.97
LMC	\$12,142.34
LMC	\$2,900.04
LMC	\$4,238.63
LMC	\$4,136.75
LMC	\$4,454.63
LMC	\$3,774.80
LMC	\$24,347.84
LMC	\$2,360.95
LMC	\$3,461.20
LMC	\$1,277.73
LMC	\$1,242.00
Matrix Code	\$95,572.93
LMC	\$5,054.99
LMC	\$14,856.15
LMC	\$7,865.13
Matrix Code	\$27,776.27
LMC	\$1,430.00
LMC	\$930.56
LMC	\$2,625.73

LMC	\$2,216.08
LMC	\$1,262.35
LMC	\$5,627.37
LMC	\$2,655.03
LMC	\$2,482.61
LMC	\$3,078.07
LMC	\$2,987.26
LMC	\$1,202.28
Matrix Code	\$26,497.34
LMC	\$683.81
LMC	\$9,366.17
LMC	\$1,459.30
LMC	\$1,456.88
LMC	\$2,377.29
LMC	\$1,525.73
LMC	\$1,606.43
Matrix Code	\$18,475.61
LMC	\$11,130.52
LMC	\$7,173.77
LMC	\$11,551.25
LMC	\$5,929.61
LMC	\$4,456.19
LMC	\$17,811.27
Matrix Code	\$58,052.61
LMC	\$1,000.00
LMC	\$4,839.13
LMC	\$3,942.41
LMC	\$5,000.00
LMC	\$7,000.00
LMC	\$1,000.00
LMC	\$16,500.00
LMC	\$9,170.56
Matrix Code	\$48,452.10
	\$274,826.86

National Objective	Drawn Amount
	\$62,654.37
	\$51,342.18
	\$23,232.27
	\$66,783.95
	\$556.09
	\$400.87
	\$74,606.02
	\$2,696.86
	\$8,344.03
	\$1,023.59
	\$75,680.74
Matrix Code	\$367,320.97
	\$367,320.97

PR03 CDBG Activity Summary



U.S. Department of Housing and Urban Development
Office of Community Planning and Development
Integrated Disbursement and Information System
CDBG Activity Summary Report (GPR) for Program Year 2019
ST. LOUIS COUNTY

Date: 20-Aug-2020
Time: 10:36
Page: 87

PGM Year: 2019
Project: 0001 - Aging in Place - Access North Center for Independent Living of NE MN
IDIS Activity: 3308 - Access North Center for Independent Living of Northeastern Minnesota

Status: Open
Location: 5632 Falcon Ave Mountain Iron, MN 55768-2019
Objective: Provide decent affordable housing
Outcome: Availability/accessibility
Matrix Code: Rehab; Single-Unit Residential (14A)
National Objective: LMH

Initial Funding Date: 10/29/2019

Description:

Purchase of lumber for construction of accessible ramps and purchase of aluminum ramp components that are loaned to households of persons with a disability or mobility impairment. Access North employees, Corrections Sentence to Service crews, persons sentenced to community service, and volunteers provide the labor to assemble and deliver the ramps.

Financing

	Fund Type	Grant Year	Grant	Funded Amount	Drawn In Program Year	Drawn Thru Program Year
CDBG	EN	2016	B16UC270005	\$20,000.00	\$7,605.99	\$7,605.99
Total	Total			\$20,000.00	\$7,605.99	\$7,605.99

Proposed Accomplishments

Housing Units : 10


Actual Accomplishments

Number assisted:

	Owner		Renter		Total		Person	
	Total	Hispanic	Total	Hispanic	Total	Hispanic	Total	Hispanic
White:	5	0	0	0	5	0	0	0
Black/African American:	0	0	0	0	0	0	0	0
Asian:	0	0	0	0	0	0	0	0
American Indian/Alaskan Native:	2	0	0	0	2	0	0	0
Native Hawaiian/Other Pacific Islander:	0	0	0	0	0	0	0	0
American Indian/Alaskan Native & White:	0	0	0	0	0	0	0	0
Asian White:	0	0	0	0	0	0	0	0
Black/African American & White:	0	0	0	0	0	0	0	0
American Indian/Alaskan Native & Black/African American:	0	0	0	0	0	0	0	0
Other multi-racial:	0	0	0	0	0	0	0	0
Asian/Pacific Islander:	0	0	0	0	0	0	0	0
Hispanic:	0	0	0	0	0	0	0	0
Total:	7	0	0	0	7	0	0	0
Female-headed Households:	0		0		0			

PR03 - ST. LOUIS COUNTY

Page: 87 of 145




U.S. Department of Housing and Urban Development
Office of Community Planning and Development
Integrated Disbursement and Information System
CDBG Activity Summary Report (GPR) for Program Year 2019
ST. LOUIS COUNTY

Date: 20-Aug-2020
Time: 10:36
Page: 88

Income Category:	Owner	Renter	Total	Person
Extremely Low	0	0	0	0
Low Mod	4	0	4	0
Moderate	3	0	3	0
Non Low Moderate	0	0	0	0
Total	7	0	7	0
Percent Low/Mod	100.0%		100.0%	

Annual Accomplishments

Years	Accomplishment Narrative	# Benefitting
2019		
2020	Accomplishments for the 2020 Program Year will be reported under IDIS activity	



U.S. Department of Housing and Urban Development
Office of Community Planning and Development
Integrated Disbursement and Information System
CDBG Activity Summary Report (GPR) for Program Year 2019
ST. LOUIS COUNTY

Date: 20-Aug-2020
Time: 10:36
Page: 89

PGM Year: 2019
Project: 0002 - AEOA Single Family Rehabilitation Loan Program
IDIS Activity: 3309 - AEOA Single Family Rehabilitation Loan Program

Status: Open
Location: 412 Hampshire Dr Hoyt Lakes, MN 55750-1230
Objective: Provide decent affordable housing
Outcome: Sustainability
Matrix Code: Rehab; Single-Unit Residential (14A)
National Objective: LMH

Initial Funding Date: 10/29/2019

Description:

County-wide program assists home owners with energy improvements and rehabilitation of heating, electrical, plumbing, and structural systems.
Funding is provided as a 10-year, deferred loan.
Comprehensive rehabilitation results through leveraging funds from state and federal programs AEOA administers.

Financing

	Fund Type	Grant Year	Grant	Funded Amount	Drawn In Program Year	Drawn Thru Program Year
		Pre-2015		\$0.01	\$0.00	\$0.00
CDBG	EN	2014	B14UC270005		\$0.00	\$0.00
		2016	B16UC270005	\$29,026.33	\$29,026.33	\$29,026.33
		2017	B17UC270005	\$155,336.66	\$13,424.58	\$13,424.58
				\$15,637.00	\$0.00	\$0.00
Total	Pi					
Total	Total			\$200,000.00	\$42,450.91	\$42,450.91

Proposed Accomplishments

Housing Units : 15

Actual Accomplishments

Number assisted:

	Owner		Renter		Total		Person	
	Total	Hispanic	Total	Hispanic	Total	Hispanic	Total	Hispanic
White:	5	0	0	0	5	0	0	0
Black/African American:	0	0	0	0	0	0	0	0
Asian:	0	0	0	0	0	0	0	0
American Indian/Alaskan Native:	0	0	0	0	0	0	0	0
Native Hawaiian/Other Pacific Islander:	0	0	0	0	0	0	0	0
American Indian/Alaskan Native & White:	0	0	0	0	0	0	0	0
Asian White:	0	0	0	0	0	0	0	0
Black/African American & White:	0	0	0	0	0	0	0	0
American Indian/Alaskan Native & Black/African American:	0	0	0	0	0	0	0	0
Other multi-racial:	0	0	0	0	0	0	0	0

PR03 - ST. LOUIS COUNTY

Page: 89 of 145



U.S. Department of Housing and Urban Development
Office of Community Planning and Development
Integrated Disbursement and Information System
CDBG Activity Summary Report (GPR) for Program Year 2019
ST. LOUIS COUNTY

Date: 20-Aug-2020
Time: 10:36
Page: 90

Asian/Pacific Islander:	0	0	0	0	0	0	0	0
Hispanic:	0	0	0	0	0	0	0	0
Total:	5	0	0	0	5	0	0	0
Female-headed Households:	3		0		3			
Income Category:	Owner	Renter	Total	Person				
Extremely Low	0	0	0	0				
Low Mod	5	0	5	0				
Moderate	0	0	0	0				
Non Low Moderate	0	0	0	0				
Total	5	0	5	0				
Percent Low/Mod	100.0%		100.0%					

Annual Accomplishments

Years	Accomplishment Narrative	# Benefitting
2019	Five loan closings occurred during 2019	



U.S. Department of Housing and Urban Development
Office of Community Planning and Development
Integrated Disbursement and Information System
CDBG Activity Summary Report (GPR) for Program Year 2019
ST. LOUIS COUNTY

Date: 20-Aug-2020
Time: 10:36
Page: 91

PGM Year: 2019

Project: 0003 - North St Louis County Habitat for Humanity - Habitat Building Program

IDIS Activity: 3310 - North St Louis County Habitat for Humanity - Habitat Building Program

Status: Open

Location: 5558 Enterprise Dr NE PO Box 24 Virginia, MN 55792-3692

Objective: Provide decent affordable housing

Outcome: Availability/accessibility

Matrix Code: Acquisition of Real Property (01)

National Objective: LMH

Initial Funding Date: 10/29/2019

Description:

Acquisition of lots for new construction of homes, rehab of recycled homes, and potential acquisition/rehab of an existing home for resale to Habitat partner families. The developed homes are sold to low-income, first-time homebuyer families on a 0 percent, 30 year mortgage.

Financing

	Fund Type	Grant Year	Grant	Funded Amount	Drawn In Program Year	Drawn Thru Program Year
CDBG	EN	2017	B17UC270005	\$8,844.41	\$0.00	\$0.00
		2018	B18UC270005	\$16,155.59	\$0.00	\$0.00
Total	Total			\$25,000.00	\$0.00	\$0.00

Proposed Accomplishments

Housing Units : 3

Actual Accomplishments

Number assisted:

	Owner		Renter		Total		Person	
	Total	Hispanic	Total	Hispanic	Total	Hispanic	Total	Hispanic
White:	0	0	0	0	0	0	0	0
Black/African American:	0	0	0	0	0	0	0	0
Asian:	0	0	0	0	0	0	0	0
American Indian/Alaskan Native:	0	0	0	0	0	0	0	0
Native Hawaiian/Other Pacific Islander:	0	0	0	0	0	0	0	0
American Indian/Alaskan Native & White:	0	0	0	0	0	0	0	0
Asian White:	0	0	0	0	0	0	0	0
Black/African American & White:	0	0	0	0	0	0	0	0
American Indian/Alaskan Native & Black/African American:	0	0	0	0	0	0	0	0
Other multi-racial:	0	0	0	0	0	0	0	0
Asian/Pacific Islander:	0	0	0	0	0	0	0	0
Hispanic:	0	0	0	0	0	0	0	0
Total:	0	0	0	0	0	0	0	0

PR03 - ST. LOUIS COUNTY

Page: 91 of 145



U.S. Department of Housing and Urban Development
Office of Community Planning and Development
Integrated Disbursement and Information System
CDBG Activity Summary Report (GPR) for Program Year 2019
ST. LOUIS COUNTY

Date: 20-Aug-2020
Time: 10:36
Page: 92

Female-headed Households: 0 0 0

Income Category:	Owner	Renter	Total	Person
Extremely Low	0	0	0	0
Low Mod	0	0	0	0
Moderate	0	0	0	0
Non Low Moderate	0	0	0	0
Total	0	0	0	0
Percent Low/Mod				

Annual Accomplishments

Years	Accomplishment Narrative	# Benefitting
2019	No activity during 2019. Habitat had plans to construct 4 new homes and initiate two rehab projects when the COVID-19 pandemic required removal of its volunteer crews from the sites. These activities are restarting in July and August using smaller crews and social distancing practices. Completion of the construction and rehab followed with occupancy by Habitat partner families is proposed by December 2020.	



U.S. Department of Housing and Urban Development
Office of Community Planning and Development
Integrated Disbursement and Information System
CDBG Activity Summary Report (GPR) for Program Year 2019
ST. LOUIS COUNTY

Date: 20-Aug-2020
Time: 10:36
Page: 93

PGM Year: 2019

Project: 0004 - One Roof Community Housing - Acquisition-Rehab-Resale Project

IDIS Activity: 3311 - One Roof Community Housing - Acquisition-Rehab-Resale Project

Status: Open

Location: 729 4th St Proctor, MN 55810-1722

Objective: Provide decent affordable housing

Outcome: Availability/accessibility

Matrix Code: Acquisition for Rehabilitation (14G)

National Objective: LMH

Initial Funding Date: 10/29/2019

Description:

Acquisition and rehabilitation of two blighted, vacant or foreclosed homes targeted for southern St.

Louis County (Hermantown, Proctor, and surrounding townships).

Resale to first-time homebuyers within One Roof's land trust program provides permanent affordable units.

Financing

	Fund Type	Grant Year	Grant	Funded Amount	Drawn In Program Year	Drawn Thru Program Year
CDBG	EN	2018	B18UC270005	\$25,000.00	\$0.00	\$0.00
Total	Total			\$25,000.00	\$0.00	\$0.00

Proposed Accomplishments

Housing Units : 1


Actual Accomplishments

Number assisted:

	Owner		Renter		Total		Person	
	Total	Hispanic	Total	Hispanic	Total	Hispanic	Total	Hispanic
White:	0	0	0	0	0	0	0	0
Black/African American:	0	0	0	0	0	0	0	0
Asian:	0	0	0	0	0	0	0	0
American Indian/Alaskan Native:	0	0	0	0	0	0	0	0
Native Hawaiian/Other Pacific Islander:	0	0	0	0	0	0	0	0
American Indian/Alaskan Native & White:	0	0	0	0	0	0	0	0
Asian White:	0	0	0	0	0	0	0	0
Black/African American & White:	0	0	0	0	0	0	0	0
American Indian/Alaskan Native & Black/African American:	0	0	0	0	0	0	0	0
Other multi-racial:	0	0	0	0	0	0	0	0
Asian/Pacific Islander:	0	0	0	0	0	0	0	0
Hispanic:	0	0	0	0	0	0	0	0
Total:	0	0	0	0	0	0	0	0

PR03 - ST. LOUIS COUNTY

Page: 93 of 145



U.S. Department of Housing and Urban Development
Office of Community Planning and Development
Integrated Disbursement and Information System
CDBG Activity Summary Report (GPR) for Program Year 2019
ST. LOUIS COUNTY

Date: 20-Aug-2020
Time: 10:36
Page: 94

Female-headed Households: 0 0 0

Income Category:	Owner	Renter	Total	Person
Extremely Low	0	0	0	0
Low Mod	0	0	0	0
Moderate	0	0	0	0
Non Low Moderate	0	0	0	0
Total	0	0	0	0
Percent Low/Mod				

Annual Accomplishments

Years	Accomplishment Narrative	# Benefitting
2019	Acquisition of a home for rehab and resale is in process. The home will be sold under the land trust mechanism to assure permanent affordability. Additional IDIS input will be done with sale of the home.	



U.S. Department of Housing and Urban Development
Office of Community Planning and Development
Integrated Disbursement and Information System
CDBG Activity Summary Report (GPR) for Program Year 2019
ST. LOUIS COUNTY

Date: 20-Aug-2020
Time: 10:36
Page: 95

PGM Year: 2019

Project: 0005 - Vermilion Housing Corporation - Rental Rehabilitation

IDIS Activity: 3312 - Vermilion Housing Corporation - Rental Rehabilitation

Status: Completed 1/13/2020 4:43:35 PM

Location: 101 Cedar St 101 Cedar St MN Tower, MN 55790-9542

Objective: Provide decent affordable housing

Outcome: Sustainability

Matrix Code: Rehab; Multi-Unit Residential (14B)

National Objective: LMH

Initial Funding Date: 10/29/2019

Description:

52 units in Tower and Soudan: rehabilitation to include siding on two of the four buildings.

Multi-year project.

Financing

	Fund Type	Grant Year	Grant	Funded Amount	Drawn In Program Year	Drawn Thru Program Year
CDBG	EN	2018	B18UC270005	\$25,000.00	\$25,000.00	\$25,000.00
Total	Total			\$25,000.00	\$25,000.00	\$25,000.00

Proposed Accomplishments

Housing Units : 52


Actual Accomplishments

Number assisted:

	Owner		Renter		Total		Person	
	Total	Hispanic	Total	Hispanic	Total	Hispanic	Total	Hispanic
White:	0	0	12	0	12	0	0	0
Black/African American:	0	0	0	0	0	0	0	0
Asian:	0	0	0	0	0	0	0	0
American Indian/Alaskan Native:	0	0	0	0	0	0	0	0
Native Hawaiian/Other Pacific Islander:	0	0	0	0	0	0	0	0
American Indian/Alaskan Native & White:	0	0	0	0	0	0	0	0
Asian White:	0	0	0	0	0	0	0	0
Black/African American & White:	0	0	0	0	0	0	0	0
American Indian/Alaskan Native & Black/African American:	0	0	0	0	0	0	0	0
Other multi-racial:	0	0	0	0	0	0	0	0
Asian/Pacific Islander:	0	0	0	0	0	0	0	0
Hispanic:	0	0	0	0	0	0	0	0
Total:	0	0	12	0	12	0	0	0
Female-headed Households:	0		0		0			

PR03 - ST. LOUIS COUNTY

Page: 95 of 145



U.S. Department of Housing and Urban Development
Office of Community Planning and Development
Integrated Disbursement and Information System
CDBG Activity Summary Report (GPR) for Program Year 2019
ST. LOUIS COUNTY

Date: 20-Aug-2020
Time: 10:36
Page: 96

Income Category:	Owner	Renter	Total	Person
Extremely Low	0	0	0	0
Low Mod	0	12	12	0
Moderate	0	0	0	0
Non Low Moderate	0	0	0	0
Total	0	12	12	0
Percent Low/Mod		100.0%	100.0%	

Annual Accomplishments

Years	Accomplishment Narrative	# Benefitting
2019	Siding reconstruction to the Vermilion Housing units in Soudan has been completed. Reduced funding to the project resulted in scale back of the project to 1 building containing 12 units.	



U.S. Department of Housing and Urban Development
Office of Community Planning and Development
Integrated Disbursement and Information System
CDBG Activity Summary Report (GPR) for Program Year 2019
ST. LOUIS COUNTY

Date: 20-Aug-2020
Time: 10:36
Page: 97

PGM Year: 2019

Project: 0006 - Northeast Entrepreneur Fund - Microenterprise and Small Business Consulting and Lending

IDIS Activity: 3313 - Northeast Entrepreneur Fund - Microenterprise and Small Business Consulting and Lending

Status: Completed 7/6/2020 5:16:49 PM

Objective: Create economic opportunities

Location: 551 Hat Trick Ave 551 Hat Trick Ave MN Eveleth, MN
55734-8637

Outcome: Availability/accessibility

Matrix Code: Micro-Enterprise Assistance (18C)

National Objective: LMCMC

Initial Funding Date: 10/29/2019

Description:

County-wide program provides technical assistance and educational training to individual entrepreneurs and start-up businesses through group workshops and one-on-one counseling. CDBG assistance leverages loan funding. Entrepreneur Fund operations are based in Eveleth.

Financing

	Fund Type	Grant Year	Grant	Funded Amount	Drawn In Program Year	Drawn Thru Program Year
CDBG	EN	2018	B18UC270005	\$20,000.00	\$20,000.00	\$20,000.00
Total	Total			\$20,000.00	\$20,000.00	\$20,000.00

Proposed Accomplishments

People (General) : 10


Actual Accomplishments

Number assisted:

	Owner		Renter		Total		Person	
	Total	Hispanic	Total	Hispanic	Total	Hispanic	Total	Hispanic
White:	0	0	0	0	0	0	71	0
Black/African American:	0	0	0	0	0	0	1	0
Asian:	0	0	0	0	0	0	4	0
American Indian/Alaskan Native:	0	0	0	0	0	0	0	0
Native Hawaiian/Other Pacific Islander:	0	0	0	0	0	0	0	0
American Indian/Alaskan Native & White:	0	0	0	0	0	0	2	0
Asian White:	0	0	0	0	0	0	0	0
Black/African American & White:	0	0	0	0	0	0	0	0
American Indian/Alaskan Native & Black/African American:	0	0	0	0	0	0	0	0
Other multi-racial:	0	0	0	0	0	0	4	0
Asian/Pacific Islander:	0	0	0	0	0	0	0	0
Hispanic:	0	0	0	0	0	0	0	0
Total:	0	0	0	0	0	0	82	0

PR03 - ST. LOUIS COUNTY

Page: 97 of 145



U.S. Department of Housing and Urban Development
Office of Community Planning and Development
Integrated Disbursement and Information System
CDBG Activity Summary Report (GPR) for Program Year 2019
ST. LOUIS COUNTY

Date: 20-Aug-2020
Time: 10:36
Page: 98

Female-headed Households:	0	0	0
Income Category:	Owner	Renter	Total
Extremely Low	0	0	0
Low Mod	0	0	66
Moderate	0	0	16
Non Low Moderate	0	0	0
Total	0	0	82
Percent Low/Mod	100.0%		

Annual Accomplishments

Years	Accomplishment Narrative	# Benefitting
2019	The Entrepreneur Fund assisted 82 persons with starting or expanding their own business through education and technical assistance provision.	



U.S. Department of Housing and Urban Development
Office of Community Planning and Development
Integrated Disbursement and Information System
CDBG Activity Summary Report (GPR) for Program Year 2019
ST. LOUIS COUNTY

Date: 20-Aug-2020
Time: 10:36
Page: 99

PGM Year: 2019

Project: 0007 - SOAR Career Solutions - Subsidized Employment Services

IDIS Activity: 3314 - SOAR Career Solutions - Subsidized Employment Services

Status: Completed 7/2/2020 9:11:57 AM

Location: 205 W 2nd St Ste 101 Suite 101 Duluth, MN 55802-1920

Objective: Create economic opportunities

Outcome: Availability/accessibility

Matrix Code: Employment Training (05H)

National Objective: LMC

Initial Funding Date: 10/29/2019

Description:

Program assists unemployed and underemployed persons develop a career plan and gain entry into livable wage employment or self-employment through workshops, classes and one-on-one focus.

Additional services include short term case management to overcome identified employment barriers prior to enrolling in pre-employment training to increase access to employment for low-moderate income clients.

SOAR is a community based development organization, CBDO.

Financing

	Fund Type	Grant Year	Grant	Funded Amount	Drawn In Program Year	Drawn Thru Program Year
CDBG	EN	2018	B18UC270005	\$20,000.00	\$17,791.80	\$17,791.80
Total	Total			\$20,000.00	\$17,791.80	\$17,791.80

Proposed Accomplishments

People (General) : 15

Actual Accomplishments

Number assisted:

	Owner		Renter		Total		Person	
	Total	Hispanic	Total	Hispanic	Total	Hispanic	Total	Hispanic
White:	0	0	0	0	0	0	13	0
Black/African American:	0	0	0	0	0	0	2	0
Asian:	0	0	0	0	0	0	0	0
American Indian/Alaskan Native:	0	0	0	0	0	0	2	0
Native Hawaiian/Other Pacific Islander:	0	0	0	0	0	0	0	0
American Indian/Alaskan Native & White:	0	0	0	0	0	0	0	0
Asian White:	0	0	0	0	0	0	0	0
Black/African American & White:	0	0	0	0	0	0	0	0
American Indian/Alaskan Native & Black/African American:	0	0	0	0	0	0	0	0
Other multi-racial:	0	0	0	0	0	0	0	0
Asian/Pacific Islander:	0	0	0	0	0	0	0	0
Hispanic:	0	0	0	0	0	0	0	0

PR03 - ST. LOUIS COUNTY

Page: 99 of 145



U.S. Department of Housing and Urban Development
Office of Community Planning and Development
Integrated Disbursement and Information System
CDBG Activity Summary Report (GPR) for Program Year 2019
ST. LOUIS COUNTY

Date: 20-Aug-2020
Time: 10:36
Page: 100

Total: 0 0 0 0 0 0 17 0

Female-headed Households: 0 0 0 0

Income Category:	Owner	Renter	Total	Person
Extremely Low	0	0	0	0
Low Mod	0	0	0	14
Moderate	0	0	0	2
Non Low Moderate	0	0	0	1
Total	0	0	0	17
Percent Low/Mod				94.1%

Annual Accomplishments

Years	Accomplishment Narrative	# Benefitting
2019	Technical assistance and training was provided to 17 low- and moderate-income persons to aid their business start-up or expansion.	



U.S. Department of Housing and Urban Development
Office of Community Planning and Development
Integrated Disbursement and Information System
CDBG Activity Summary Report (GPR) for Program Year 2019
ST. LOUIS COUNTY

Date: 20-Aug-2020
Time: 10:36
Page: 101

PGM Year: 2019

Project: 0008 - Breitung Township - Town Hall Accessibility Improvements

IDIS Activity: 3315 - Breitung Township - Town Hall Accessibility Improvements

Status: Completed 1/13/2020 3:30:32 PM

Location: 33 1st Ave Soudan, MN 55782-5000

Objective: Create suitable living environments

Outcome: Availability/accessibility

Matrix Code: Neighborhood Facilities (03E)

National Objective: LMC

Initial Funding Date: 10/29/2019

Description:

Accessible entrances and bathrooms to the town hall and reconstruction of the adjacent storm sewer.

Financing

	Fund Type	Grant Year	Grant	Funded Amount	Drawn In Program Year	Drawn Thru Program Year
CDBG	EN	2018	B18UC270005	\$75,000.00	\$75,000.00	\$75,000.00
Total	Total			\$75,000.00	\$75,000.00	\$75,000.00

Proposed Accomplishments

Public Facilities : 1


Actual Accomplishments

Number assisted:

	Owner		Renter		Total		Person	
	Total	Hispanic	Total	Hispanic	Total	Hispanic	Total	Hispanic
White:	0	0	0	0	0	0	1	0
Black/African American:	0	0	0	0	0	0	0	0
Asian:	0	0	0	0	0	0	0	0
American Indian/Alaskan Native:	0	0	0	0	0	0	0	0
Native Hawaiian/Other Pacific Islander:	0	0	0	0	0	0	0	0
American Indian/Alaskan Native & White:	0	0	0	0	0	0	0	0
Asian White:	0	0	0	0	0	0	0	0
Black/African American & White:	0	0	0	0	0	0	0	0
American Indian/Alaskan Native & Black/African American:	0	0	0	0	0	0	0	0
Other multi-racial:	0	0	0	0	0	0	0	0
Asian/Pacific Islander:	0	0	0	0	0	0	0	0
Hispanic:	0	0	0	0	0	0	0	0
Total:	0	0	0	0	0	0	1	0
Female-headed Households:	0		0		0			

PR03 - ST. LOUIS COUNTY

Page: 101 of 145




U.S. Department of Housing and Urban Development
Office of Community Planning and Development
Integrated Disbursement and Information System
CDBG Activity Summary Report (GPR) for Program Year 2019
ST. LOUIS COUNTY

Date: 20-Aug-2020
Time: 10:36
Page: 102

Income Category:	Owner	Renter	Total	Person
Extremely Low	0	0	0	0
Low Mod	0	0	0	1
Moderate	0	0	0	0
Non Low Moderate	0	0	0	0
Total	0	0	0	1
Percent Low/Mod				100.0%

Annual Accomplishments

Years	Accomplishment Narrative	# Benefitting
2019	Accessibility improvements to the town hall and community center included ADA compliant entry doors, restroom improvements, and parking area improvements allowing access to the building for people of all abilities.	



U.S. Department of Housing and Urban Development
Office of Community Planning and Development
Integrated Disbursement and Information System
CDBG Activity Summary Report (GPR) for Program Year 2019
ST. LOUIS COUNTY

Date: 20-Aug-2020
Time: 10:36
Page: 103

PGM Year: 2019
Project: 0009 - City of Cook - Cook Library Improvements
IDIS Activity: 3316 - City of Cook - Cook Library Improvements

Status: Open
Location: 103 S River St Cook, MN 55723-8133

Objective: Create suitable living environments
Outcome: Availability/accessibility
Matrix Code: Neighborhood Facilities (03E)

National Objective: LMC

Initial Funding Date: 10/29/2019

Description:

Accessibility improvements including power-assisted doors and a ramp.

Financing

	Fund Type	Grant Year	Grant	Funded Amount	Drawn In Program Year	Drawn Thru Program Year
CDBG	EN	2018	B18UC270005	\$50,000.00	\$39,806.19	\$39,806.19
Total	Total			\$50,000.00	\$39,806.19	\$39,806.19

Proposed Accomplishments

Public Facilities : 1

Actual Accomplishments

Number assisted:

	Owner		Renter		Total		Person	
	Total	Hispanic	Total	Hispanic	Total	Hispanic	Total	Hispanic
White:	0	0	0	0	0	0	0	0
Black/African American:	0	0	0	0	0	0	0	0
Asian:	0	0	0	0	0	0	0	0
American Indian/Alaskan Native:	0	0	0	0	0	0	0	0
Native Hawaiian/Other Pacific Islander:	0	0	0	0	0	0	0	0
American Indian/Alaskan Native & White:	0	0	0	0	0	0	0	0
Asian White:	0	0	0	0	0	0	0	0
Black/African American & White:	0	0	0	0	0	0	0	0
American Indian/Alaskan Native & Black/African American:	0	0	0	0	0	0	0	0
Other multi-racial:	0	0	0	0	0	0	0	0
Asian/Pacific Islander:	0	0	0	0	0	0	0	0
Hispanic:	0	0	0	0	0	0	0	0
Total:	0	0	0	0	0	0	0	0
Female-headed Households:	0		0		0			

PR03 - ST. LOUIS COUNTY

Page: 103 of 145




U.S. Department of Housing and Urban Development
Office of Community Planning and Development
Integrated Disbursement and Information System
CDBG Activity Summary Report (GPR) for Program Year 2019
ST. LOUIS COUNTY

Date: 20-Aug-2020
Time: 10:36
Page: 104

Income Category:	Owner	Renter	Total	Person
Extremely Low	0	0	0	0
Low Mod	0	0	0	0
Moderate	0	0	0	0
Non Low Moderate	0	0	0	0
Total	0	0	0	0
Percent Low/Mod				

Annual Accomplishments

Years	Accomplishment Narrative	# Benefitting
2019	Construction of the ramp improvements has been completed. Installation of the accessible door is in process and project completion is anticipated for September 2020.	



U.S. Department of Housing and Urban Development
Office of Community Planning and Development
Integrated Disbursement and Information System
CDBG Activity Summary Report (GPR) for Program Year 2019
ST. LOUIS COUNTY

Date: 20-Aug-2020
Time: 10:36
Page: 105

PGM Year: 2019

Project: 0010 - East Range Developmental Achievement Center - Building Enclosure Remodel

IDIS Activity: 3317 - East Range Developmental Achievement Center - Building Enclosure Remodel

Status: Open

Location: 800 A Ave Eveleth, MN 55734-1405

Objective: Create suitable living environments

Outcome: Availability/accessibility

Matrix Code: Facility for Persons with Disabilities (03B)

National Objective: LMC

Initial Funding Date: 10/29/2019

Description:

Reconstruction of the primary entrance used by employees of the DAC including roofing, interior walls, and entrance doors. The DAC employs clients with disabilities and requires an accessible entrance for the employees to enter the facility.

Financing

	Fund Type	Grant Year	Grant	Funded Amount	Drawn In Program Year	Drawn Thru Program Year
CDBG	EN	2018	B18UC270005	\$20,000.00	\$0.00	\$0.00
Total	Total			\$20,000.00	\$0.00	\$0.00

Proposed Accomplishments

Public Facilities : 1


Actual Accomplishments

Number assisted:

	Owner		Renter		Total		Person	
	Total	Hispanic	Total	Hispanic	Total	Hispanic	Total	Hispanic
White:	0	0	0	0	0	0	0	0
Black/African American:	0	0	0	0	0	0	0	0
Asian:	0	0	0	0	0	0	0	0
American Indian/Alaskan Native:	0	0	0	0	0	0	0	0
Native Hawaiian/Other Pacific Islander:	0	0	0	0	0	0	0	0
American Indian/Alaskan Native & White:	0	0	0	0	0	0	0	0
Asian White:	0	0	0	0	0	0	0	0
Black/African American & White:	0	0	0	0	0	0	0	0
American Indian/Alaskan Native & Black/African American:	0	0	0	0	0	0	0	0
Other multi-racial:	0	0	0	0	0	0	0	0
Asian/Pacific Islander:	0	0	0	0	0	0	0	0
Hispanic:	0	0	0	0	0	0	0	0
Total:	0	0	0	0	0	0	0	0
Female-headed Households:	0		0		0			

PR03 - ST. LOUIS COUNTY

Page: 105 of 145




U.S. Department of Housing and Urban Development
Office of Community Planning and Development
Integrated Disbursement and Information System
CDBG Activity Summary Report (GPR) for Program Year 2019
ST. LOUIS COUNTY

Date: 20-Aug-2020
Time: 10:36
Page: 106

Income Category:	Owner	Renter	Total	Person
Extremely Low	0	0	0	0
Low Mod	0	0	0	0
Moderate	0	0	0	0
Non Low Moderate	0	0	0	0
Total	0	0	0	0
Percent Low/Mod				

Annual Accomplishments

Years	Accomplishment Narrative	# Benefitting
2019	Exterior roofing repair was completed to protect the interior from further damage. The contractor anticipated internal improvements over the winter but was delayed with COVID-19 closing of the facility. Project completion is anticipated for December 2020.	



U.S. Department of Housing and Urban Development
Office of Community Planning and Development
Integrated Disbursement and Information System
CDBG Activity Summary Report (GPR) for Program Year 2019
ST. LOUIS COUNTY

Date: 20-Aug-2020
Time: 10:36
Page: 107

PGM Year: 2019
Project: 0011 - Midway Township - Town Hall Accessibility
IDIS Activity: 3318 - Midway Township - Town Hall Accessibility

Status: Open
Location: 3230 Midway Rd Duluth, MN 55810-9534

Objective: Create suitable living environments
Outcome: Availability/accessibility
Matrix Code: Neighborhood Facilities (03E)

National Objective: LMC

Initial Funding Date: 10/29/2019

Description:

Phase 2 of accessibility improvements to the town hall including power-assisted doors for the restrooms, office suite, and emergency exit along with concrete ramps and sidewalks from the emergency exit.

Financing

	Fund Type	Grant Year	Grant	Funded Amount	Drawn In Program Year	Drawn Thru Program Year
CDBG	EN	2018	B18UC270005	\$14,000.00	\$0.00	\$0.00
Total	Total			\$14,000.00	\$0.00	\$0.00

Proposed Accomplishments

Public Facilities : 1


Actual Accomplishments

Number assisted:

	Owner		Renter		Total		Person	
	Total	Hispanic	Total	Hispanic	Total	Hispanic	Total	Hispanic
White:	0	0	0	0	0	0	0	0
Black/African American:	0	0	0	0	0	0	0	0
Asian:	0	0	0	0	0	0	0	0
American Indian/Alaskan Native:	0	0	0	0	0	0	0	0
Native Hawaiian/Other Pacific Islander:	0	0	0	0	0	0	0	0
American Indian/Alaskan Native & White:	0	0	0	0	0	0	0	0
Asian White:	0	0	0	0	0	0	0	0
Black/African American & White:	0	0	0	0	0	0	0	0
American Indian/Alaskan Native & Black/African American:	0	0	0	0	0	0	0	0
Other multi-racial:	0	0	0	0	0	0	0	0
Asian/Pacific Islander:	0	0	0	0	0	0	0	0
Hispanic:	0	0	0	0	0	0	0	0
Total:	0	0	0	0	0	0	0	0
Female-headed Households:	0		0		0			

PR03 - ST. LOUIS COUNTY

Page: 107 of 145




U.S. Department of Housing and Urban Development
Office of Community Planning and Development
Integrated Disbursement and Information System
CDBG Activity Summary Report (GPR) for Program Year 2019
ST. LOUIS COUNTY

Date: 20-Aug-2020
Time: 10:36
Page: 108

Income Category:	Owner	Renter	Total	Person
Extremely Low	0	0	0	0
Low Mod	0	0	0	0
Moderate	0	0	0	0
Non Low Moderate	0	0	0	0
Total	0	0	0	0
Percent Low/Mod				

Annual Accomplishments

Years	Accomplishment Narrative	# Benefitting
2019	No accomplishment during 2019. The project stalled with inability to find a contractor. Further delay was created by COVID-19. Community Development staff are working with the Town Board to aid with contractor selection.	



U.S. Department of Housing and Urban Development
Office of Community Planning and Development
Integrated Disbursement and Information System
CDBG Activity Summary Report (GPR) for Program Year 2019
ST. LOUIS COUNTY

Date: 20-Aug-2020
Time: 10:36
Page: 109

PGM Year: 2019
Project: 0012 - City of Proctor - A Playground for EveryBODY
IDIS Activity: 3319 - City of Proctor - A Playground for EveryBODY

Status: Open
Location: 100 Plonk Dr Proctor, MN 55810-1705

Objective: Create suitable living environments
Outcome: Availability/accessibility
Matrix Code: Parks, Recreational Facilities (03F)

National Objective: LMC

Initial Funding Date: 10/29/2019

Description:

Construction of an all inclusive accessible playground with special features that accommodate persons with disabilities.
The CDBG request will address removal of wood chips and replacement with hard surfacing to create access for persons with a disability or mobility impairment.
Financing

	Fund Type	Grant Year	Grant	Funded Amount	Drawn In Program Year	Drawn Thru Program Year
CDBG	EN	2018	B18UC270005	\$1,644.69	\$0.00	\$0.00
		2019	B19UC270005	\$48,355.31	\$0.00	\$0.00
Total	Total			\$50,000.00	\$0.00	\$0.00

Proposed Accomplishments

Public Facilities : 1


Actual Accomplishments

Number assisted:

	Owner		Renter		Total		Person	
	Total	Hispanic	Total	Hispanic	Total	Hispanic	Total	Hispanic
White:	0	0	0	0	0	0	0	0
Black/African American:	0	0	0	0	0	0	0	0
Asian:	0	0	0	0	0	0	0	0
American Indian/Alaskan Native:	0	0	0	0	0	0	0	0
Native Hawaiian/Other Pacific Islander:	0	0	0	0	0	0	0	0
American Indian/Alaskan Native & White:	0	0	0	0	0	0	0	0
Asian White:	0	0	0	0	0	0	0	0
Black/African American & White:	0	0	0	0	0	0	0	0
American Indian/Alaskan Native & Black/African American:	0	0	0	0	0	0	0	0
Other multi-racial:	0	0	0	0	0	0	0	0
Asian/Pacific Islander:	0	0	0	0	0	0	0	0
Hispanic:	0	0	0	0	0	0	0	0
Total:	0	0	0	0	0	0	0	0

PR03 - ST. LOUIS COUNTY

Page: 109 of 145



U.S. Department of Housing and Urban Development
Office of Community Planning and Development
Integrated Disbursement and Information System
CDBG Activity Summary Report (GPR) for Program Year 2019
ST. LOUIS COUNTY


Date: 20-Aug-2020
Time: 10:36
Page: 110

Female-headed Households: 0 0 0

Income Category:	Owner	Renter	Total	Person
Extremely Low	0	0	0	0
Low Mod	0	0	0	0
Moderate	0	0	0	0
Non Low Moderate	0	0	0	0
Total	0	0	0	0
Percent Low/Mod				

Annual Accomplishments

Years	Accomplishment Narrative	# Benefitting
2019	No accomplishment during 2019. The City of Proctor experienced loss of staff to carry out the CDBG activity. Community Development staff are providing technical assistance to aid with the project's undertaking. Completion will not occur until summer 2021.	



U.S. Department of Housing and Urban Development
Office of Community Planning and Development
Integrated Disbursement and Information System
CDBG Activity Summary Report (GPR) for Program Year 2019
ST. LOUIS COUNTY

Date: 20-Aug-2020
Time: 10:36
Page: 111

PGM Year: 2019
Project: 0013 - City of Rice Lake - City Park Accessibility
IDIS Activity: 3320 - City of Rice Lake - City Park Accessibility

Status: Completed 12/4/2019 10:21:55 AM
Location: 4135 Stockholm Rd Duluth, MN 55803-2716

Objective: Create suitable living environments
Outcome: Availability/accessibility
Matrix Code: Parks, Recreational Facilities (03F)

National Objective: LMC

Initial Funding Date: 10/29/2019

Description:

Construction of three accessible parking pads, sidewalk from the parking lot to the pavilion, and concrete pads at the pavilion.
The proposed improvements will create accessibility to the park area for persons with a disability or mobility impairment.

Financing

	Fund Type	Grant Year	Grant	Funded Amount	Drawn In Program Year	Drawn Thru Program Year
CDBG	EN	2019	B19UC270005	\$15,000.00	\$15,000.00	\$15,000.00
Total	Total			\$15,000.00	\$15,000.00	\$15,000.00

Proposed Accomplishments

Public Facilities : 1


Actual Accomplishments

Number assisted:

	Owner		Renter		Total		Person	
	Total	Hispanic	Total	Hispanic	Total	Hispanic	Total	Hispanic
White:	0	0	0	0	0	0	1	0
Black/African American:	0	0	0	0	0	0	0	0
Asian:	0	0	0	0	0	0	0	0
American Indian/Alaskan Native:	0	0	0	0	0	0	0	0
Native Hawaiian/Other Pacific Islander:	0	0	0	0	0	0	0	0
American Indian/Alaskan Native & White:	0	0	0	0	0	0	0	0
Asian White:	0	0	0	0	0	0	0	0
Black/African American & White:	0	0	0	0	0	0	0	0
American Indian/Alaskan Native & Black/African American:	0	0	0	0	0	0	0	0
Other multi-racial:	0	0	0	0	0	0	0	0
Asian/Pacific Islander:	0	0	0	0	0	0	0	0
Hispanic:	0	0	0	0	0	0	0	0
Total:	0	0	0	0	0	0	1	0
Female-headed Households:	0		0		0			

PR03 - ST. LOUIS COUNTY

Page: 111 of 145



U.S. Department of Housing and Urban Development
Office of Community Planning and Development
Integrated Disbursement and Information System
CDBG Activity Summary Report (GPR) for Program Year 2019
ST. LOUIS COUNTY

Date: 20-Aug-2020
Time: 10:36
Page: 112

Income Category:	Owner	Renter	Total	Person
Extremely Low	0	0	0	0
Low Mod	0	0	0	0
Moderate	0	0	0	1
Non Low Moderate	0	0	0	0
Total	0	0	0	1
Percent Low/Mod				100.0%

Annual Accomplishments

Years	Accomplishment Narrative	# Benefitting
2019	Added 3 accessible blacktop parking pads. Add 2 concrete slabs to pavilion and a sidewalk from parking pad to pavilion.	



U.S. Department of Housing and Urban Development
Office of Community Planning and Development
Integrated Disbursement and Information System
CDBG Activity Summary Report (GPR) for Program Year 2019
ST. LOUIS COUNTY

Date: 20-Aug-2020
Time: 10:36
Page: 113

PGM Year: 2019

Project: 0014 - City of Aurora - South Aurora Water Main

IDIS Activity: 3321 - City of Aurora - South Aurora Water Main

Status: Completed 12/3/2019 4:20:45 PM

Location: 16 W 2nd Ave N Aurora, MN 55705-1389

Objective: Create suitable living environments

Outcome: Sustainability

Matrix Code: Water/Sewer Improvements (03J)

National Objective: LMA

Initial Funding Date: 10/29/2019

Description:

Improvements to the water main at the intersection of Hwy 100 and Hwy 110 in conjunction with SLC Public Works Dept road reconstruction.

Financing

	Fund Type	Grant Year	Grant	Funded Amount	Drawn In Program Year	Drawn Thru Program Year
CDBG	EN	2019	B19UC270005	\$75,000.00	\$75,000.00	\$75,000.00
Total	Total			\$75,000.00	\$75,000.00	\$75,000.00

Proposed Accomplishments

People (General) : 1,480

Total Population in Service Area: 1,787

Census Tract Percent Low / Mod: 65.10

Annual Accomplishments

Years	Accomplishment Narrative	# Benefitting
2019	Completed water main infrastructure repair.	



U.S. Department of Housing and Urban Development
Office of Community Planning and Development
Integrated Disbursement and Information System
CDBG Activity Summary Report (GPR) for Program Year 2019
ST. LOUIS COUNTY

Date: 20-Aug-2020
Time: 10:36
Page: 114

PGM Year: 2019

Project: 0015 - City of Buhl - City-Wide Water and Sewer Sanitary Sewer Improvements

IDIS Activity: 3322 - City of Buhl - City-Wide Water and Sanitary Sewer Improvements

Status: Open

Location: PO Box 704 PO Box 704 MN Buhl, MN 55713-0704

Objective: Create suitable living environments

Outcome: Sustainability

Matrix Code: Water/Sewer Improvements (03J)

National Objective: LMA

Initial Funding Date: 10/29/2019

Description:

Comprehensive city-wide reconstruction of water, sanitary sewer, and storm sewer utilities.

Financing

	Fund Type	Grant Year	Grant	Funded Amount	Drawn In Program Year	Drawn Thru Program Year
CDBG	EN	2019	B19UC270005	\$140,000.00	\$0.00	\$0.00
Total	Total			\$140,000.00	\$0.00	\$0.00

Proposed Accomplishments

People (General) : 720

Total Population in Service Area: 720

Census Tract Percent Low / Mod: 54.17

Annual Accomplishments

Years	Accomplishment Narrative	# Benefitting
2019	No activity during 2019. Remaining funding has been secured and the project was bid in spring 2020. Construction will start in the summer of 2020 with completion anticipated by summer 2021 due to the large scale of the project.	



U.S. Department of Housing and Urban Development
Office of Community Planning and Development
Integrated Disbursement and Information System
CDBG Activity Summary Report (GPR) for Program Year 2019
ST. LOUIS COUNTY

Date: 20-Aug-2020
Time: 10:36
Page: 115

PGM Year: 2019

Project: 0016 - City of Ely - West Camp St and Pattison St Infrastructure

IDIS Activity: 3323 - City of Ely - West Camp St and Pattison St Infrastructure

Status: Completed 1/13/2020 3:34:56 PM

Location: 209 E Chapman St Ely, MN 55731-1471

Objective: Create suitable living environments

Outcome: Sustainability

Matrix Code: Water/Sewer Improvements (03J)

National Objective: LMA

Initial Funding Date: 10/29/2019

Description:

Replacement of the water mains, sanitary sewer, and street reconstruction in the West Camp Street and Pattison Street areas of Ely.

Financing

	Fund Type	Grant Year	Grant	Funded Amount	Drawn In Program Year	Drawn Thru Program Year
CDBG	EN	2019	B19UC270005	\$150,000.00	\$150,000.00	\$150,000.00
Total	Total			\$150,000.00	\$150,000.00	\$150,000.00

Proposed Accomplishments


People (General) : 1,245

Total Population in Service Area: 1,245

Census Tract Percent Low / Mod: 51.81

Annual Accomplishments

Years	Accomplishment Narrative	# Benefitting
2019	Water main reconstruction and looping between Central Ave and Third Ave.	



U.S. Department of Housing and Urban Development
Office of Community Planning and Development
Integrated Disbursement and Information System
CDBG Activity Summary Report (GPR) for Program Year 2019
ST. LOUIS COUNTY

Date: 20-Aug-2020
Time: 10:36
Page: 116

PGM Year: 2019

Project: 0017 - City of Eveleth - Jackson Street Infrastructure

IDIS Activity: 3324 - City of Eveleth - Jackson Street Infrastructure

Status: Completed 2/5/2020 10:00:43 AM

Location: 713 Pierce St Eveleth, MN 55734-1639

Objective: Create suitable living environments

Outcome: Sustainability

Matrix Code: Water/Sewer Improvements (03J)

National Objective: LMA

Initial Funding Date: 10/29/2019

Description:

Reconstruction of water, sanitary sewer, and storm sewer in the 300 block of Jackson Street.

Financing

	Fund Type	Grant Year	Grant	Funded Amount	Drawn In Program Year	Drawn Thru Program Year
CDBG	EN	2019	B19UC270005	\$100,000.00	\$100,000.00	\$100,000.00
Total	Total			\$100,000.00	\$100,000.00	\$100,000.00

Proposed Accomplishments


People (General) : 640

Total Population in Service Area: 640

Census Tract Percent Low / Mod: 72.66

Annual Accomplishments

Years	Accomplishment Narrative	# Benefitting
2019	Reconstruction of water, sanitary sewer, and storm sewer in the 300 block of Jackson Street.	



U.S. Department of Housing and Urban Development
Office of Community Planning and Development
Integrated Disbursement and Information System
CDBG Activity Summary Report (GPR) for Program Year 2019
ST. LOUIS COUNTY

Date: 20-Aug-2020
Time: 10:36
Page: 117

PGM Year: 2019

Project: 0018 - City of Gilbert - Lower Michigan Avenue Area Infrastructure

IDIS Activity: 3325 - City of Gilbert - Lower Michigan Avenue Area Infrastructure

Status: Completed 1/13/2020 3:38:34 PM

Location: 16 S Broadway Ave Gilbert, MN 55741-5184

Objective: Create suitable living environments

Outcome: Sustainability

Matrix Code: Water/Sewer Improvements (03J)

National Objective: LMA

Initial Funding Date: 10/29/2019

Description:

Reconstruction of sanitary sewer in the lower Michigan and Indiana Avenue areas of the city.

Financing

	Fund Type	Grant Year	Grant	Funded Amount	Drawn In Program Year	Drawn Thru Program Year
CDBG	EN	2019	B19UC270005	\$100,000.00	\$100,000.00	\$100,000.00
Total	Total			\$100,000.00	\$100,000.00	\$100,000.00

Proposed Accomplishments

People (General) : 605

Total Population in Service Area: 605

Census Tract Percent Low / Mod: 68.60

Annual Accomplishments

Years	Accomplishment Narrative	# Benefitting
2019	Sewer line reconstruction between Sherwood Forest Dr to Lower Michigan/Indiana Ave.	



U.S. Department of Housing and Urban Development
Office of Community Planning and Development
Integrated Disbursement and Information System
CDBG Activity Summary Report (GPR) for Program Year 2019
ST. LOUIS COUNTY

Date: 20-Aug-2020
Time: 10:36
Page: 118

PGM Year: 2019

Project: 0019 - City of Hibbing - Hibbing Sanitary Sewer Lining Project - Phase 7

IDIS Activity: 3326 - City of Hibbing - Sanitary Sewer Lining Project - Phase 7

Status: Completed 1/13/2020 3:41:38 PM

Location: 401 E 21st St Hibbing, MN 55746-1854

Objective: Create suitable living environments

Outcome: Sustainability

Matrix Code: Water/Sewer Improvements (03J)

National Objective: LMA

Initial Funding Date: 10/29/2019

Description:

Phase 7 rehabilitation of sanitary sewer pipe by placing a structural liner in approximately 10,000 feet of piping in LMI areas in the city.

1st Ave to 7th Avenue between 16th St and 19th Street.

The project will reduce sanitary sewer failures and backups and reduce inflow and infiltration entering the city's treatment facility.

Financing

	Fund Type	Grant Year	Grant	Funded Amount	Drawn In Program Year	Drawn Thru Program Year
CDBG	EN	2019	B19UC270005	\$150,000.00	\$150,000.00	\$150,000.00
Total	Total			\$150,000.00	\$150,000.00	\$150,000.00

Proposed Accomplishments

People (General) : 870

Total Population in Service Area: 870

Census Tract Percent Low / Mod: 81.61

Annual Accomplishments

Years	Accomplishment Narrative	# Benefitting
2019	Sanitary sewer pipe lining improvement project to extend the useful age of the pipes and to stop I&I.	



U.S. Department of Housing and Urban Development
Office of Community Planning and Development
Integrated Disbursement and Information System
CDBG Activity Summary Report (GPR) for Program Year 2019
ST. LOUIS COUNTY

Date: 20-Aug-2020
Time: 10:36
Page: 119

PGM Year: 2019

Project: 0020 - City of McKinley - County Highway 20 Utility Project

IDIS Activity: 3327 - City of McKinley - County Highway 20 Utility Project

Status: Completed 12/3/2019 4:33:04 PM

Location: 2 N Broadway Ave PO Box 2088 McKinley, MN 55741-5208

Objective: Create suitable living environments

Outcome: Sustainability

Matrix Code: Water/Sewer Improvements (03J)

National Objective: LMA

Initial Funding Date: 10/29/2019

Description:

Reconstruction of water and sanitary sewer infrastructure from Hwy 20 to Main Street in conjunction with SLC Public Works Dept reconstruction of Hwy 20 north from Hwy 135.

Financing

	Fund Type	Grant Year	Grant	Funded Amount	Drawn In Program Year	Drawn Thru Program Year
CDBG	EN	2019	B19UC270005	\$100,000.00	\$100,000.00	\$100,000.00
Total	Total			\$100,000.00	\$100,000.00	\$100,000.00

Proposed Accomplishments

People (General) : 45

Total Population in Service Area: 45

Census Tract Percent Low / Mod: 55.50

Annual Accomplishments

Years	Accomplishment Narrative	# Benefitting
2019	Completed reconstruction of water and sanitary sewer infrastructure from Hwy 20 to Main Street in conjunction with SLC Public Works Dept reconstruction of Hwy 20 north from Hwy 135.	



U.S. Department of Housing and Urban Development
Office of Community Planning and Development
Integrated Disbursement and Information System
CDBG Activity Summary Report (GPR) for Program Year 2019
ST. LOUIS COUNTY

Date: 20-Aug-2020
Time: 10:36
Page: 120

PGM Year: 2019

Project: 0021 - City of Meadowlands - Drainage Improvements

IDIS Activity: 3328 - City of Meadowlands - Drainage Improvements

Status: Completed 1/13/2020 3:44:53 PM

Location: 7758 Western Ave Meadowlands, MN 55765-6014

Objective: Create suitable living environments

Outcome: Sustainability

Matrix Code: Water/Sewer Improvements (03J)

National Objective: LMA

Initial Funding Date: 10/29/2019

Description:

Drainage improvements including ditching, culvert replacement, and storm sewer rehabilitation along Scott Avenue and Western Avenue.

Financing

	Fund Type	Grant Year	Grant	Funded Amount	Drawn In Program Year	Drawn Thru Program Year
CDBG	EN	2019	B19UC270005	\$30,000.00	\$30,000.00	\$30,000.00
Total	Total			\$30,000.00	\$30,000.00	\$30,000.00

Proposed Accomplishments

People (General) : 120

Total Population in Service Area: 120

Census Tract Percent Low / Mod: 66.60

Annual Accomplishments

Years	Accomplishment Narrative	# Benefitting
2019	Ditch and storm sewer improvements and culvert replacement along Scott Ave and Western Ave.	



U.S. Department of Housing and Urban Development
Office of Community Planning and Development
Integrated Disbursement and Information System
CDBG Activity Summary Report (GPR) for Program Year 2019
ST. LOUIS COUNTY

Date: 20-Aug-2020
Time: 10:36
Page: 121

PGM Year: 2019

Project: 0022 - City of Mt Iron - Mountain/Marble Avenues Sanitary Sewer Restoration

IDIS Activity: 3329 - City of Mt Iron - Mountain/Marble Avenues Sanitary Sewer Restoration

Status: Open

Location: 8586 Enterprise Dr S Mountain Iron, MN 55768-8260

Objective: Create suitable living environments

Outcome: Sustainability

Matrix Code: Water/Sewer Improvements (03J)

National Objective: LMA

Initial Funding Date: 01/29/2020

Description:

Sanitary sewer restoration through structural lining of the piping in the alley between Mountain and Marble Avenues west from Mineral Avenue and then north from Agate to Locomotive Street.

Financing

	Fund Type	Grant Year	Grant	Funded Amount	Drawn In Program Year	Drawn Thru Program Year
CDBG	EN	2017	B17UC270005	\$40,000.00	\$0.00	\$0.00
Total	Total			\$40,000.00	\$0.00	\$0.00

Proposed Accomplishments


People (General) : 35

Total Population in Service Area: 30

Census Tract Percent Low / Mod: 93.30

Annual Accomplishments

Years	Accomplishment Narrative	# Benefitting
2019	The project was bid in spring 2020 and is in process of construction. Completion is expected by September 2020.	



U.S. Department of Housing and Urban Development
Office of Community Planning and Development
Integrated Disbursement and Information System
CDBG Activity Summary Report (GPR) for Program Year 2019
ST. LOUIS COUNTY

Date: 20-Aug-2020
Time: 10:36
Page: 122

PGM Year: 2019

Project: 0023 - City of Orr - Fire Hydrant Replacement and Wastewater Treatment Plant Improvements

IDIS Activity: 3330 - City of Orr - Fire Hydrant Replacement and Wastewater Treatment Plant Improvements

Status: Completed 5/4/2020 11:17:26 AM

Objective: Create suitable living environments

Location: 4429 Highway 53 Orr, MN 55771-8202

Outcome: Sustainability

Matrix Code: Water/Sewer Improvements (03J)

National Objective: LMA

Initial Funding Date: 10/29/2019

Description:

Replacement of 3 non-operative fire hydrants and replacement of 2 chemical usage scales in the wastewater treatment plant.

Financing

	Fund Type	Grant Year	Grant	Funded Amount	Drawn In Program Year	Drawn Thru Program Year
CDBG	EN	2019	B19UC270005	\$11,000.00	\$11,000.00	\$11,000.00
Total	Total			\$11,000.00	\$11,000.00	\$11,000.00

Proposed Accomplishments

People (General) : 295

Total Population in Service Area: 825

Census Tract Percent Low / Mod: 50.91

Annual Accomplishments

Years	Accomplishment Narrative	# Benefitting
2019	Installation of new meters at treatment facility and new fire hydrants.	



U.S. Department of Housing and Urban Development
Office of Community Planning and Development
Integrated Disbursement and Information System
CDBG Activity Summary Report (GPR) for Program Year 2019
ST. LOUIS COUNTY

Date: 20-Aug-2020
Time: 10:36
Page: 123

PGM Year: 2019
Project: 0024 - Advocates for Family Peace - Children and Domestic Violence Prevention and Intervention
IDIS Activity: 3331 - Advocates for Family Peace - Children and Domestic Violence Prevention and Intervention

Status: Open
Location: 820 9th St N Ste 150 Suite 150 Virginia, MN 55792-2347
Objective: Create suitable living environments
Outcome: Availability/accessibility
Matrix Code: Child Care Services (05L)
National Objective: LMC

Initial Funding Date: 10/29/2019

Description:

Provides direct and extended services to children witnessing domestic violence and their parents.
The program consists of services designed to increase victim safety, access to stable housing and help a child or adolescent with trauma he or she experienced.

Financing

	Fund Type	Grant Year	Grant	Funded Amount	Drawn In Program Year	Drawn Thru Program Year
CDBG	EN	2019	B19UC270005	\$18,500.00	\$4,456.19	\$4,456.19
Total	Total			\$18,500.00	\$4,456.19	\$4,456.19

Proposed Accomplishments

People (General): 150

Actual Accomplishments

Number assisted:

	Owner		Renter		Total		Person	
	Total	Hispanic	Total	Hispanic	Total	Hispanic	Total	Hispanic
White:	0	0	0	0	0	0	125	0
Black/African American:	0	0	0	0	0	0	5	0
Asian:	0	0	0	0	0	0	0	0
American Indian/Alaskan Native:	0	0	0	0	0	0	5	0
Native Hawaiian/Other Pacific Islander:	0	0	0	0	0	0	0	0
American Indian/Alaskan Native & White:	0	0	0	0	0	0	4	0
Asian White:	0	0	0	0	0	0	0	0
Black/African American & White:	0	0	0	0	0	0	2	0
American Indian/Alaskan Native & Black/African American:	0	0	0	0	0	0	0	0
Other multi-racial:	0	0	0	0	0	0	11	0
Asian/Pacific Islander:	0	0	0	0	0	0	0	0
Hispanic:	0	0	0	0	0	0	0	0
Total:	0	0	0	0	0	0	152	0
Female-headed Households:	0		0		0			

PR03 - ST. LOUIS COUNTY

Page: 123 of 145



U.S. Department of Housing and Urban Development
Office of Community Planning and Development
Integrated Disbursement and Information System
CDBG Activity Summary Report (GPR) for Program Year 2019
ST. LOUIS COUNTY

Date: 20-Aug-2020
Time: 10:36
Page: 124

Income Category:	Owner	Renter	Total	Person
Extremely Low	0	0	0	0
Low Mod	0	0	0	0
Moderate	0	0	0	152
Non Low Moderate	0	0	0	0
Total	0	0	0	152
Percent Low/Mod				100.0%

Annual Accomplishments

Years	Accomplishment Narrative	# Benefitting
2019	Services were provided to 152 children and their families during the 2019 program year.	



U.S. Department of Housing and Urban Development
Office of Community Planning and Development
Integrated Disbursement and Information System
CDBG Activity Summary Report (GPR) for Program Year 2019
ST. LOUIS COUNTY

Date: 20-Aug-2020
Time: 10:36
Page: 125

PGM Year: 2019

Project: 0025 - AEOA - Homeless Shelter Operations

IDIS Activity: 3332 - AEOA - Homeless Shelter Operations

Status: Open

Location: 210 3rd St N 210 3rd St N MN Virginia, MN 55792-2414

Objective: Create suitable living environments

Outcome: Availability/accessibility

Matrix Code: Operating Costs of Homeless/AIDS
Patients Programs (03T)

National Objective: LMC

Initial Funding Date: 10/29/2019

Description:

The only shelter service for homeless population in rural St.

Louis County.

Funds will support shelter aide, crisis intervention case management, and operations.
Essential component of the Continuum of Care.

Financing

	Fund Type	Grant Year	Grant	Funded Amount	Drawn In Program Year	Drawn Thru Program Year
CDBG	EN	2019	B19UC270005	\$45,000.00	\$31,647.19	\$31,647.19
Total	Total			\$45,000.00	\$31,647.19	\$31,647.19

Proposed Accomplishments

People (General) : 125

Actual Accomplishments

Number assisted:

	Owner		Renter		Total		Person	
	Total	Hispanic	Total	Hispanic	Total	Hispanic	Total	Hispanic
White:	0	0	0	0	0	0	62	1
Black/African American:	0	0	0	0	0	0	12	0
Asian:	0	0	0	0	0	0	0	0
American Indian/Alaskan Native:	0	0	0	0	0	0	10	0
Native Hawaiian/Other Pacific Islander:	0	0	0	0	0	0	0	0
American Indian/Alaskan Native & White:	0	0	0	0	0	0	2	0
Asian White:	0	0	0	0	0	0	0	0
Black/African American & White:	0	0	0	0	0	0	6	0
American Indian/Alaskan Native & Black/African American:	0	0	0	0	0	0	0	0
Other multi-racial:	0	0	0	0	0	0	0	0
Asian/Pacific Islander:	0	0	0	0	0	0	0	0
Hispanic:	0	0	0	0	0	0	0	0
Total:	0	0	0	0	0	0	92	1

PR03 - ST. LOUIS COUNTY

Page: 125 of 145



U.S. Department of Housing and Urban Development
Office of Community Planning and Development
Integrated Disbursement and Information System
CDBG Activity Summary Report (GPR) for Program Year 2019
ST. LOUIS COUNTY

Date: 20-Aug-2020
Time: 10:36
Page: 126

Female-headed Households:	0	0	0
Income Category:	Owner	Renter	Total
Extremely Low	0	0	0
Low Mod	0	0	92
Moderate	0	0	0
Non Low Moderate	0	0	0
Total	0	0	92
Percent Low/Mod	100.0%		

Annual Accomplishments

Years	Accomplishment Narrative	# Benefitting
2019	The AEOA shelter programs provided shelter and services to 92 persons during 2019. Numbers served are lower than anticipated because of longer average stays for clients. This problem is caused by a tight housing market and inability to move clients from the shelter to transitional or permanent housing options. During the 2019 program year, the shelter had to turn-away 1355 persons and that number included 259 children.	



U.S. Department of Housing and Urban Development
Office of Community Planning and Development
Integrated Disbursement and Information System
CDBG Activity Summary Report (GPR) for Program Year 2019
ST. LOUIS COUNTY

Date: 20-Aug-2020
Time: 10:36
Page: 127

PGM Year: 2019

Project: 0026 - AEOA - Homeless Youth Services

IDIS Activity: 3333 - AEOA - Homeless Youth Services

Status: Open

Location: 302 12th St S 302 12th St S MN Virginia, MN 55792-2952

Objective: Create suitable living environments

Outcome: Availability/accessibility

Matrix Code: Youth Services (05D)

National Objective: LMC

Initial Funding Date: 10/29/2019

Description:

Case management services to youth participating in the Virginia Youth Foyer housing project.

Supportive services provided include comprehensive employment services, continuing education, access to mental and physical health care, social and recreational activities and independent living skills.

Financing

	Fund Type	Grant Year	Grant	Funded Amount	Drawn In Program Year	Drawn Thru Program Year
CDBG	EN	2019	B19UC270005	\$23,500.00	\$18,032.62	\$18,032.62
Total	Total			\$23,500.00	\$18,032.62	\$18,032.62

Proposed Accomplishments

People (General) : 50


Actual Accomplishments

Number assisted:

	Owner		Renter		Total		Person	
	Total	Hispanic	Total	Hispanic	Total	Hispanic	Total	Hispanic
White:	0	0	0	0	0	0	137	0
Black/African American:	0	0	0	0	0	0	0	0
Asian:	0	0	0	0	0	0	0	0
American Indian/Alaskan Native:	0	0	0	0	0	0	3	0
Native Hawaiian/Other Pacific Islander:	0	0	0	0	0	0	0	0
American Indian/Alaskan Native & White:	0	0	0	0	0	0	0	0
Asian White:	0	0	0	0	0	0	0	0
Black/African American & White:	0	0	0	0	0	0	12	0
American Indian/Alaskan Native & Black/African American:	0	0	0	0	0	0	0	0
Other multi-racial:	0	0	0	0	0	0	27	0
Asian/Pacific Islander:	0	0	0	0	0	0	0	0
Hispanic:	0	0	0	0	0	0	0	0
Total:	0	0	0	0	0	0	179	0

PR03 - ST. LOUIS COUNTY

Page: 127 of 145



U.S. Department of Housing and Urban Development
Office of Community Planning and Development
Integrated Disbursement and Information System
CDBG Activity Summary Report (GPR) for Program Year 2019
ST. LOUIS COUNTY

Date: 20-Aug-2020
Time: 10:36
Page: 128

Female-headed Households: 0 0 0

Income Category:	Owner	Renter	Total	Person
Extremely Low	0	0	0	0
Low Mod	0	0	0	156
Moderate	0	0	0	23
Non Low Moderate	0	0	0	0
Total	0	0	0	179
Percent Low/Mod				100.0%

Annual Accomplishments

Years	Accomplishment Narrative	# Benefitting
2019	Housing and services were provided to 179 homeless you during 2019.	



U.S. Department of Housing and Urban Development
Office of Community Planning and Development
Integrated Disbursement and Information System
CDBG Activity Summary Report (GPR) for Program Year 2019
ST. LOUIS COUNTY

Date: 20-Aug-2020
Time: 10:36
Page: 129

PGM Year: 2019

Project: 0027 - Chisholm Food Shelf - Food Shelf Operations

IDIS Activity: 3334 - Chisholm Food Shelf - Food Shelf Operations

Status: Open

Location: 208 W Lake St Chisholm, MN 55719-1716

Objective: Create suitable living environments

Outcome: Availability/accessibility

Matrix Code: Food Banks (05W)

National Objective: LMC

Initial Funding Date: 10/29/2019

Description:

Assistance with salary for a part-time coordinator/manager for the food shelf program.

The Chisholm Food Shelf serves the areas of Chisholm, Balkan, Side Lake, Buhl, and Kinney through its on-site location and mobile distribution.

The organization purchased a van that travels to various rural locations in its service area.

The program is operated primarily with volunteers.

Financing

	Fund Type	Grant Year	Grant	Funded Amount	Drawn In Program Year	Drawn Thru Program Year
CDBG	EN	2019	B19UC270005	\$5,000.00	\$5,000.00	\$5,000.00
Total	Total			\$5,000.00	\$5,000.00	\$5,000.00

Proposed Accomplishments

People (General) : 750


Actual Accomplishments

Number assisted:

	Owner		Renter		Total		Person	
	Total	Hispanic	Total	Hispanic	Total	Hispanic	Total	Hispanic
White:	0	0	0	0	0	0	0	0
Black/African American:	0	0	0	0	0	0	0	0
Asian:	0	0	0	0	0	0	0	0
American Indian/Alaskan Native:	0	0	0	0	0	0	0	0
Native Hawaiian/Other Pacific Islander:	0	0	0	0	0	0	0	0
American Indian/Alaskan Native & White:	0	0	0	0	0	0	0	0
Asian White:	0	0	0	0	0	0	0	0
Black/African American & White:	0	0	0	0	0	0	0	0
American Indian/Alaskan Native & Black/African American:	0	0	0	0	0	0	0	0
Other multi-racial:	0	0	0	0	0	0	0	0
Asian/Pacific Islander:	0	0	0	0	0	0	0	0
Hispanic:	0	0	0	0	0	0	0	0
Total:	0	0	0	0	0	0	0	0

PR03 - ST. LOUIS COUNTY

Page: 129 of 145




U.S. Department of Housing and Urban Development
Office of Community Planning and Development
Integrated Disbursement and Information System
CDBG Activity Summary Report (GPR) for Program Year 2019
ST. LOUIS COUNTY

Date: 20-Aug-2020
Time: 10:36
Page: 130

Female-headed Households:	0	0	0
Income Category:	Owner	Renter	Total
Extremely Low	0	0	0
Low Mod	0	0	0
Moderate	0	0	0
Non Low Moderate	0	0	0
Total	0	0	0
Percent Low/Mod			

Annual Accomplishments

Years	Accomplishment Narrative	# Benefitting
2019	Community Development staff are working with the agency to gather required data collection information. The program is USDA funded and client income limitations are below those of the CDBG program.	



U.S. Department of Housing and Urban Development
Office of Community Planning and Development
Integrated Disbursement and Information System
CDBG Activity Summary Report (GPR) for Program Year 2019
ST. LOUIS COUNTY

Date: 20-Aug-2020
Time: 10:36
Page: 131

PGM Year: 2019

Project: 0028 - Legal Aid Service of NE MN - Housing Counseling, Information, and Litigation Project

IDIS Activity: 3335 - Legal Aid Service of NE MN - Housing Counseling, Information, and Litigation Project

Status: Open

Location: 820 9th St N Ste 200 Suite 200 Virginia, MN 55792-2300

Objective: Create suitable living environments

Outcome: Availability/accessibility

Matrix Code: Legal Services (05C)

National Objective: LMC

Initial Funding Date: 10/29/2019

Description:

Provides homelessness prevention and essential legal services to those at risk of homelessness and very low income clients.
Essential component of the Continuum of Care.

Financing

	Fund Type	Grant Year	Grant	Funded Amount	Drawn In Program Year	Drawn Thru Program Year
CDBG	EN	2019	B19UC270005	\$36,000.00	\$22,721.28	\$22,721.28
Total	Total			\$36,000.00	\$22,721.28	\$22,721.28

Proposed Accomplishments

People (General): 250


Actual Accomplishments

Number assisted:

	Owner		Renter		Total		Person	
	Total	Hispanic	Total	Hispanic	Total	Hispanic	Total	Hispanic
White:	0	0	0	0	0	0	423	0
Black/African American:	0	0	0	0	0	0	24	0
Asian:	0	0	0	0	0	0	0	0
American Indian/Alaskan Native:	0	0	0	0	0	0	43	0
Native Hawaiian/Other Pacific Islander:	0	0	0	0	0	0	0	0
American Indian/Alaskan Native & White:	0	0	0	0	0	0	0	0
Asian White:	0	0	0	0	0	0	0	0
Black/African American & White:	0	0	0	0	0	0	0	0
American Indian/Alaskan Native & Black/African American:	0	0	0	0	0	0	0	0
Other multi-racial:	0	0	0	0	0	0	8	0
Asian/Pacific Islander:	0	0	0	0	0	0	0	0
Hispanic:	0	0	0	0	0	0	0	0
Total:	0	0	0	0	0	0	498	0
Female-headed Households:	0		0		0			

PR03 - ST. LOUIS COUNTY

Page: 131 of 145




U.S. Department of Housing and Urban Development
Office of Community Planning and Development
Integrated Disbursement and Information System
CDBG Activity Summary Report (GPR) for Program Year 2019
ST. LOUIS COUNTY

Date: 20-Aug-2020
Time: 10:36
Page: 132

Income Category:	Owner	Renter	Total	Person
Extremely Low	0	0	0	0
Low Mod	0	0	0	498
Moderate	0	0	0	0
Non Low Moderate	0	0	0	0
Total	0	0	0	498
Percent Low/Mod				100.0%

Annual Accomplishments

Years	Accomplishment Narrative	# Benefitting
2019	Service to aid with homelessness prevention and negotiation between tenants and landlords was provided to 498 individuals.	



U.S. Department of Housing and Urban Development
Office of Community Planning and Development
Integrated Disbursement and Information System
CDBG Activity Summary Report (GPR) for Program Year 2019
ST. LOUIS COUNTY

Date: 20-Aug-2020
Time: 10:36
Page: 133

PGM Year: 2019

Project: 0029 - Quad City Food Shelf - Food Shelf Operations

IDIS Activity: 3336 - Quad City Food Shelf - Food Shelf Operations

Status: Open

Location: 702 S 3rd Ave Virginia Virginia, MN 55792-2776

Objective: Create suitable living environments

Outcome: Availability/accessibility

Matrix Code: Food Banks (05W)

National Objective: LMC

Initial Funding Date: 10/29/2019

Description:

Assistance with salary for a part-time coordinator/manager for the food shelf program.
QCFS is the largest food shelf in the area and is operated primarily with volunteers.

Financing

	Fund Type	Grant Year	Grant	Funded Amount	Drawn In Program Year	Drawn Thru Program Year
CDBG	EN	2019	B19UC270005	\$12,000.00	\$8,000.00	\$8,000.00
Total	Total			\$12,000.00	\$8,000.00	\$8,000.00

Proposed Accomplishments

People (General): 750


Actual Accomplishments

Number assisted:

	Owner		Renter		Total		Person	
	Total	Hispanic	Total	Hispanic	Total	Hispanic	Total	Hispanic
White:	0	0	0	0	0	0	0	0
Black/African American:	0	0	0	0	0	0	0	0
Asian:	0	0	0	0	0	0	0	0
American Indian/Alaskan Native:	0	0	0	0	0	0	0	0
Native Hawaiian/Other Pacific Islander:	0	0	0	0	0	0	0	0
American Indian/Alaskan Native & White:	0	0	0	0	0	0	0	0
Asian White:	0	0	0	0	0	0	0	0
Black/African American & White:	0	0	0	0	0	0	0	0
American Indian/Alaskan Native & Black/African American:	0	0	0	0	0	0	0	0
Other multi-racial:	0	0	0	0	0	0	0	0
Asian/Pacific Islander:	0	0	0	0	0	0	0	0
Hispanic:	0	0	0	0	0	0	0	0
Total:	0	0	0	0	0	0	0	0
Female-headed Households:	0		0		0			

PR03 - ST. LOUIS COUNTY

Page: 133 of 145



U.S. Department of Housing and Urban Development
Office of Community Planning and Development
Integrated Disbursement and Information System
CDBG Activity Summary Report (GPR) for Program Year 2019
ST. LOUIS COUNTY

Date: 20-Aug-2020
Time: 10:36
Page: 134

Income Category:	Owner	Renter	Total	Person
Extremely Low	0	0	0	0
Low Mod	0	0	0	0
Moderate	0	0	0	0
Non Low Moderate	0	0	0	0
Total	0	0	0	0
Percent Low/Mod				

Annual Accomplishments

No data returned for this view. This might be because the applied filter excludes all data.



U.S. Department of Housing and Urban Development
Office of Community Planning and Development
Integrated Disbursement and Information System
CDBG Activity Summary Report (GPR) for Program Year 2019
ST. LOUIS COUNTY

Date: 20-Aug-2020
Time: 10:36
Page: 135

PGM Year: 2019

Project: 0030 - Range Transitional Housing - Transitional and Permanent Housing Programs

IDIS Activity: 3337 - Range Transitional Housing - Transitional and Permanent Housing Programs

Status: Open

Location: 442 Pine Mill Ct 442 Pine Mill Ct MN Virginia, MN 55792-3097

Objective: Create suitable living environments

Outcome: Availability/accessibility

Matrix Code: Operating Costs of Homeless/AIDS Patients Programs (03T)

National Objective: LMC

Initial Funding Date: 10/29/2019

Description:

Only full term transitional housing program for homeless families in rural St. Louis County and an essential component of the Continuum of Care. Funds will support case management and operations.

Financing

	Fund Type	Grant Year	Grant	Funded Amount	Drawn In Program Year	Drawn Thru Program Year
CDBG	EN	2019	B19UC270005	\$43,500.00	\$32,689.72	\$32,689.72
Total	Total			\$43,500.00	\$32,689.72	\$32,689.72

Proposed Accomplishments

People (General) : 50

Actual Accomplishments

Number assisted:

	Owner		Renter		Total		Person	
	Total	Hispanic	Total	Hispanic	Total	Hispanic	Total	Hispanic
White:	0	0	0	0	0	0	236	0
Black/African American:	0	0	0	0	0	0	36	0
Asian:	0	0	0	0	0	0	0	0
American Indian/Alaskan Native:	0	0	0	0	0	0	53	0
Native Hawaiian/Other Pacific Islander:	0	0	0	0	0	0	0	0
American Indian/Alaskan Native & White:	0	0	0	0	0	0	0	0
Asian White:	0	0	0	0	0	0	0	0
Black/African American & White:	0	0	0	0	0	0	0	0
American Indian/Alaskan Native & Black/African American:	0	0	0	0	0	0	0	0
Other multi-racial:	0	0	0	0	0	0	0	0
Asian/Pacific Islander:	0	0	0	0	0	0	0	0
Hispanic:	0	0	0	0	0	0	0	0
Total:	0	0	0	0	0	0	325	0

PR03 - ST. LOUIS COUNTY

Page: 135 of 145



U.S. Department of Housing and Urban Development
Office of Community Planning and Development
Integrated Disbursement and Information System
CDBG Activity Summary Report (GPR) for Program Year 2019
ST. LOUIS COUNTY

Date: 20-Aug-2020
Time: 10:36
Page: 136

Female-headed Households: 0 0 0

Income Category:	Owner	Renter	Total	Person
Extremely Low	0	0	0	0
Low Mod	0	0	0	325
Moderate	0	0	0	0
Non Low Moderate	0	0	0	0
Total	0	0	0	325
Percent Low/Mod				100.0%

Annual Accomplishments

Years	Accomplishment Narrative	# Benefitting
2019	Case management and housing services were provided to 325 individuals during the 2019 program year.	



U.S. Department of Housing and Urban Development
Office of Community Planning and Development
Integrated Disbursement and Information System
CDBG Activity Summary Report (GPR) for Program Year 2019
ST. LOUIS COUNTY

Date: 20-Aug-2020
Time: 10:36
Page: 137

PGM Year: 2019

Project: 0031 - The Salvation Army - Hibbing - Melting Pots Meals Program

IDIS Activity: 3338 - The Salvation Army - Hibbing - Melting Pot Meals Program

Status: Completed 7/6/2020 4:23:15 PM

Location: 107 W Howard St 107 W Howard St MN Hibbing, MN
55746-1535

Objective: Create suitable living environments

Outcome: Availability/accessibility

Matrix Code: Food Banks (05W)

National Objective: LMC

Initial Funding Date: 10/29/2019

Description:

Provides one meal per day to homeless and low income individuals and families in the Hibbing area.
Funds support a full-time coordinator to train volunteers and oversee daily operation.
Essential component of the Continuum of Care.

Financing

	Fund Type	Grant Year	Grant	Funded Amount	Drawn In Program Year	Drawn Thru Program Year
CDBG	EN	2019	B19UC270005	\$16,500.00	\$16,500.00	\$16,500.00
Total	Total			\$16,500.00	\$16,500.00	\$16,500.00

Proposed Accomplishments

People (General) : 3,000

Actual Accomplishments

Number assisted:

	Owner		Renter		Total		Person	
	Total	Hispanic	Total	Hispanic	Total	Hispanic	Total	Hispanic
White:	0	0	0	0	0	0	6,590	0
Black/African American:	0	0	0	0	0	0	123	0
Asian:	0	0	0	0	0	0	55	0
American Indian/Alaskan Native:	0	0	0	0	0	0	261	0
Native Hawaiian/Other Pacific Islander:	0	0	0	0	0	0	111	0
American Indian/Alaskan Native & White:	0	0	0	0	0	0	423	0
Asian White:	0	0	0	0	0	0	5	0
Black/African American & White:	0	0	0	0	0	0	267	0
American Indian/Alaskan Native & Black/African American:	0	0	0	0	0	0	32	0
Other multi-racial:	0	0	0	0	0	0	23	0
Asian/Pacific Islander:	0	0	0	0	0	0	0	0
Hispanic:	0	0	0	0	0	0	0	0
Total:	0	0	0	0	0	0	7,890	0

PR03 - ST. LOUIS COUNTY

Page: 137 of 145



U.S. Department of Housing and Urban Development
Office of Community Planning and Development
Integrated Disbursement and Information System
CDBG Activity Summary Report (GPR) for Program Year 2019
ST. LOUIS COUNTY

Date: 20-Aug-2020
Time: 10:36
Page: 138

Female-headed Households: 0 0 0

Income Category:	Owner	Renter	Total	Person
Extremely Low	0	0	0	0
Low Mod	0	0	0	7,890
Moderate	0	0	0	0
Non Low Moderate	0	0	0	0
Total	0	0	0	7,890
Percent Low/Mod				100.0%

Annual Accomplishments

Years	Accomplishment Narrative	# Benefitting
2019	The Salvation meals program served 7890 individuals during the 2019 program year.	



U.S. Department of Housing and Urban Development
Office of Community Planning and Development
Integrated Disbursement and Information System
CDBG Activity Summary Report (GPR) for Program Year 2019
ST. LOUIS COUNTY

Date: 20-Aug-2020
Time: 10:36
Page: 139

PGM Year: 2019

Project: 0032 - The Salvation Army - Virginia - Virginia Supper Club

IDIS Activity: 3339 - The Salvation Army - Virginia - Virginia Supper Club

Status: Completed 7/6/2020 4:28:46 PM

Location: 507 S 12th Ave W 507 S 12th Ave W MN Virginia, MN
55792-3078

Objective: Create suitable living environments

Outcome: Availability/accessibility

Matrix Code: Food Banks (05W)

National Objective: LMC

Initial Funding Date: 10/29/2019

Description:

Serves one meal per day to homeless and low income individuals and families in the Virginia area.
Funds support a coordinator to train volunteers and oversee daily operations.
Essential component of the Continuum of Care.

Financing

	Fund Type	Grant Year	Grant	Funded Amount	Drawn In Program Year	Drawn Thru Program Year
CDBG	EN	2019	B19UC270005	\$16,500.00	\$9,170.56	\$9,170.56
Total	Total			\$16,500.00	\$9,170.56	\$9,170.56

Proposed Accomplishments

People (General) : 3,500

Actual Accomplishments

Number assisted:

	Owner		Renter		Total		Person	
	Total	Hispanic	Total	Hispanic	Total	Hispanic	Total	Hispanic
White:	0	0	0	0	0	0	11,365	0
Black/African American:	0	0	0	0	0	0	392	0
Asian:	0	0	0	0	0	0	64	0
American Indian/Alaskan Native:	0	0	0	0	0	0	208	0
Native Hawaiian/Other Pacific Islander:	0	0	0	0	0	0	37	0
American Indian/Alaskan Native & White:	0	0	0	0	0	0	124	0
Asian White:	0	0	0	0	0	0	8	0
Black/African American & White:	0	0	0	0	0	0	63	0
American Indian/Alaskan Native & Black/African American:	0	0	0	0	0	0	64	0
Other multi-racial:	0	0	0	0	0	0	18	0
Asian/Pacific Islander:	0	0	0	0	0	0	0	0
Hispanic:	0	0	0	0	0	0	0	0
Total:	0	0	0	0	0	0	12,343	0

PR03 - ST. LOUIS COUNTY

Page: 139 of 145



U.S. Department of Housing and Urban Development
Office of Community Planning and Development
Integrated Disbursement and Information System
CDBG Activity Summary Report (GPR) for Program Year 2019
ST. LOUIS COUNTY

Date: 20-Aug-2020
Time: 10:36
Page: 140

Female-headed Households:	0	0	0
Income Category:	Owner	Renter	Total
Extremely Low	0	0	0
Low Mod	0	0	12,343
Moderate	0	0	0
Non Low Moderate	0	0	0
Total	0	0	12,343
Percent Low/Mod			100.0%

Annual Accomplishments

Years	Accomplishment Narrative	# Benefitting
2019	The Salvation Army meals program served 12,343 individuals during the 2019 program year.	



U.S. Department of Housing and Urban Development
Office of Community Planning and Development
Integrated Disbursement and Information System
CDBG Activity Summary Report (GPR) for Program Year 2019
ST. LOUIS COUNTY

Date: 20-Aug-2020
Time: 10:36
Page: 141

PGM Year: 2019

Project: 0033 - Sexual Assault Program of Northern SLC - Child, Youth, & Family Project

IDIS Activity: 3340 - Sexual Assault Program of Northern SLC - Child, Youth, & Family Project

Status: Open

Location: 327 1st St S suite 17 Virginia, MN 55792-2623

Objective: Create suitable living environments

Outcome: Availability/accessibility

Matrix Code: Child Care Services (05L)

National Objective: LMC

Initial Funding Date: 10/29/2019

Description:

The program is dedicated to the elimination of child abuse and sexual assault, while providing comprehensive support to victims and their families, through prevention, education and early intervention

Financing

	Fund Type	Grant Year	Grant	Funded Amount	Drawn In Program Year	Drawn Thru Program Year
CDBG	EN	2019	B19UC270005	\$23,500.00	\$17,811.27	\$17,811.27
Total	Total			\$23,500.00	\$17,811.27	\$17,811.27

Proposed Accomplishments

People (General): 150

Actual Accomplishments

Number assisted:

	Owner		Renter		Total		Person	
	Total	Hispanic	Total	Hispanic	Total	Hispanic	Total	Hispanic
White:	0	0	0	0	0	0	179	5
Black/African American:	0	0	0	0	0	0	15	0
Asian:	0	0	0	0	0	0	0	0
American Indian/Alaskan Native:	0	0	0	0	0	0	20	0
Native Hawaiian/Other Pacific Islander:	0	0	0	0	0	0	0	0
American Indian/Alaskan Native & White:	0	0	0	0	0	0	5	0
Asian White:	0	0	0	0	0	0	0	0
Black/African American & White:	0	0	0	0	0	0	0	0
American Indian/Alaskan Native & Black/African American:	0	0	0	0	0	0	0	0
Other multi-racial:	0	0	0	0	0	0	19	0
Asian/Pacific Islander:	0	0	0	0	0	0	0	0
Hispanic:	0	0	0	0	0	0	0	0
Total:	0	0	0	0	0	0	238	5
Female-headed Households:	0		0		0			

PR03 - ST. LOUIS COUNTY

Page: 141 of 145



U.S. Department of Housing and Urban Development
Office of Community Planning and Development
Integrated Disbursement and Information System
CDBG Activity Summary Report (GPR) for Program Year 2019
ST. LOUIS COUNTY

Date: 20-Aug-2020
Time: 10:36
Page: 142

Income Category:	Owner	Renter	Total	Person
Extremely Low	0	0	0	0
Low Mod	0	0	0	238
Moderate	0	0	0	0
Non Low Moderate	0	0	0	0
Total	0	0	0	238
Percent Low/Mod				100.0%

Annual Accomplishments

Years	Accomplishment Narrative	# Benefitting
2019	Services were provided to 238 individuals during the 2019 program year.	



U.S. Department of Housing and Urban Development
Office of Community Planning and Development
Integrated Disbursement and Information System
CDBG Activity Summary Report (GPR) for Program Year 2019
ST. LOUIS COUNTY

Date: 20-Aug-2020
Time: 10:36
Page: 143

PGM Year: 2019
Project: 0034 - St Louis County - Administration
IDIS Activity: 3341 - St Louis County - Administration 2019

Status: Open
Location: ,

Objective:
Outcome:
Matrix Code: General Program Administration (21A) National Objective:

Initial Funding Date: 10/29/2019

Description:
Provide for general administration of the CDBG Program.
Financing

	Fund Type	Grant Year	Grant	Funded Amount	Drawn In Program Year	Drawn Thru Program Year
CDBG	EN	2019	B19UC270005	\$382,053.00	\$163,308.20	\$163,308.20
Total	Total			\$382,053.00	\$163,308.20	\$163,308.20

Proposed Accomplishments

Actual Accomplishments

Number assisted:	Owner		Renter		Total		Person	
	Total	Hispanic	Total	Hispanic	Total	Hispanic	Total	Hispanic
White:					0	0		
Black/African American:					0	0		
Asian:					0	0		
American Indian/Alaskan Native:					0	0		
Native Hawaiian/Other Pacific Islander:					0	0		
American Indian/Alaskan Native & White:					0	0		
Asian White:					0	0		
Black/African American & White:					0	0		
American Indian/Alaskan Native & Black/African American:					0	0		
Other multi-racial:					0	0		
Asian/Pacific Islander:					0	0		
Hispanic:					0	0		
Total:	0	0	0	0	0	0	0	0
Female-headed Households:					0			

Income Category: Owner Renter Total Person

PR03 - ST. LOUIS COUNTY

Page: 143 of 145



U.S. Department of Housing and Urban Development
Office of Community Planning and Development
Integrated Disbursement and Information System
CDBG Activity Summary Report (GPR) for Program Year 2019
ST. LOUIS COUNTY

Date: 20-Aug-2020
Time: 10:36
Page: 144

Extremely Low			0	
Low Mod			0	
Moderate			0	
Non Low Moderate			0	
Total	0	0	0	0
Percent Low/Mod				

Annual Accomplishments

No data returned for this view. This might be because the applied filter excludes all data.



U.S. Department of Housing and Urban Development
Office of Community Planning and Development
Integrated Disbursement and Information System
CDBG Activity Summary Report (GPR) for Program Year 2019
ST. LOUIS COUNTY

Date: 20-Aug-2020
Time: 10:36
Page: 145

Total Funded Amount:	\$21,559,557.24
Total Drawn Thru Program Year:	\$20,770,496.16
Total Drawn In Program Year:	\$2,037,272.33

PR22 HOME Status of Activities



U.S. Department of Housing and Urban Development

Office of Community Planning and Development

Integrated Disbursement and Information System

Status of Open Activities and Activities Completed/Cancelled in the Last Year Activities -

ST. LOUIS COUNTY CONSORTIUM, MN

DATE: 08-20-20

TIME: 12:09

PAGE: 1

IDIS - PR22

Tenure Type	Activity Type	IDIS Activity	Activity Address	Activity Status	Status Date	Total Units	Home Units	Initial Funding Date	Committed Amount	Drawn Amount	PCT
Homebuyer	ACQUISITION ONLY	3352	617 Main St , Littlefork MN, 56653	Completed	10/16/19	1	1	07/26/19	\$6,000.00	\$6,000.00	100.00%
Homebuyer	ACQUISITION ONLY	3353	24 Cherry Cir , Babbitt MN, 55706	Completed	10/16/19	1	1	07/30/19	\$3,939.32	\$3,939.32	100.00%
Homebuyer	ACQUISITION ONLY	3354	23 Taconite Dr , Virginia MN, 55792	Completed	10/16/19	1	1	07/30/19	\$5,995.37	\$5,995.37	100.00%
Homebuyer	ACQUISITION ONLY	3355	225 1st Ave N , Hibbing MN, 55746	Completed	10/16/19	1	1	07/30/19	\$4,828.00	\$4,828.00	100.00%
Homebuyer	ACQUISITION ONLY	3356	6819 W Highway 61 , Tofte MN, 55615	Completed	10/16/19	1	1	07/30/19	\$4,188.22	\$4,188.22	100.00%
Homebuyer	ACQUISITION ONLY	3357	224 3rd St N , Virginia MN, 55792	Completed	10/16/19	1	1	07/30/19	\$5,518.94	\$5,518.94	100.00%
Homebuyer	ACQUISITION ONLY	3358	410 3rd St SE , Deer River MN, 56636	Completed	10/16/19	1	1	08/08/19	\$4,514.00	\$4,514.00	100.00%
Homebuyer	ACQUISITION ONLY	3359	2404 6th Ave E , Hibbing MN, 55746	Completed	10/16/19	1	1	08/09/19	\$6,000.00	\$6,000.00	100.00%
Homebuyer	ACQUISITION ONLY	3360	30 E Pattison St , Ely MN, 55731	Completed	10/16/19	1	1	08/09/19	\$5,725.91	\$5,725.91	100.00%
Homebuyer	ACQUISITION ONLY	3361	430 11th St NW , Chisholm MN, 55719	Completed	10/16/19	1	1	08/09/19	\$4,104.45	\$4,104.45	100.00%
Homebuyer	ACQUISITION ONLY	3362	7906 Highway 169 , Virginia MN, 55792	Completed	10/16/19	1	1	08/26/19	\$6,000.00	\$6,000.00	100.00%
Homebuyer	ACQUISITION ONLY	3363	32 Vermillion Dr , Virginia MN, 55792	Completed	10/16/19	1	1	08/26/19	\$5,908.79	\$5,908.79	100.00%
Homebuyer	ACQUISITION ONLY	3364	8730 Fairview Ln , Mountain Iron MN, 55768	Completed	10/16/19	1	1	08/26/19	\$5,645.06	\$5,645.06	100.00%
Homebuyer	ACQUISITION ONLY	3366	33458 Crystal Springs Rd , Grand Rapids MN, 55744	Completed	11/15/19	1	1	09/11/19	\$5,891.97	\$5,891.97	100.00%
Homebuyer	ACQUISITION ONLY	3367	205 SE 1st Ave , Grand Rapids MN, 55744	Completed	11/15/19	1	1	09/11/19	\$3,661.18	\$3,661.18	100.00%
Homebuyer	ACQUISITION ONLY	3368	950 Central Ave , Cohasset MN, 55721	Completed	11/15/19	1	1	09/11/19	\$5,246.00	\$5,246.00	100.00%
Homebuyer	ACQUISITION ONLY	3369	42457 Turtle Lake Rd , Bigfork MN, 56628	Completed	01/10/20	1	1	10/16/19	\$6,000.00	\$6,000.00	100.00%
Homebuyer	ACQUISITION ONLY	3370	16216 County Road 12 , Pengilly MN, 55775	Completed	01/10/20	1	1	10/16/19	\$4,412.31	\$4,412.31	100.00%
Homebuyer	ACQUISITION ONLY	3375	2730 16th Ave E , Hibbing MN, 55746	Completed	01/10/20	1	1	10/17/19	\$3,615.13	\$3,615.13	100.00%
Homebuyer	ACQUISITION ONLY	3376	301 1st Ave N , Biwabik MN, 55708	Completed	01/10/20	1	1	10/17/19	\$4,930.47	\$4,930.47	100.00%
Homebuyer	ACQUISITION ONLY	3378	811 A Ave , Eveleth MN, 55734	Completed	01/10/20	1	1	11/08/19	\$5,600.21	\$5,600.21	100.00%



U.S. Department of Housing and Urban Development
Office of Community Planning and Development
Integrated Disbursement and Information System
Status of Open Activities and Activities Completed/Cancelled in the Last Year Activities -
ST. LOUIS COUNTY CONSORTIUM, MN

DATE: 08-20-20
TIME: 12:09
PAGE: 2

IDIS - PR22

Tenure Type	Activity Type	IDIS Activity	Activity Address	Activity Status	Status Date	Total Units	Home Units	Initial Funding Date	Committed Amount	Drawn Amount	PCT
Homebuyer	ACQUISITION ONLY	3379	4192 Kerr Location , Hibbing MN, 55746	Completed	01/10/20	1	1	11/08/19	\$6,000.00	\$6,000.00	100.00%
Homebuyer	ACQUISITION ONLY	3380	4014 Stuntz Dr , Hibbing MN, 55746	Completed	01/10/20	1	1	11/08/19	\$6,000.00	\$6,000.00	100.00%
Homebuyer	ACQUISITION ONLY	3381	917 Minnesota St , Hibbing MN, 55746	Completed	01/10/20	1	1	11/08/19	\$4,036.10	\$4,036.10	100.00%
Homebuyer	ACQUISITION ONLY	3382	3605 4th Ave W , Hibbing MN, 55746	Completed	01/10/20	1	1	11/08/19	\$4,000.00	\$4,000.00	100.00%
Homebuyer	ACQUISITION ONLY	3383	2719 3rd Ave W , Hibbing MN, 55746	Completed	01/10/20	1	1	11/08/19	\$4,450.00	\$4,450.00	100.00%
Homebuyer	ACQUISITION ONLY	3384	202 Mesabi Location , Biwabik MN, 55706	Completed	01/10/20	1	1	11/08/19	\$6,000.00	\$6,000.00	100.00%
Homebuyer	ACQUISITION ONLY	3385	2607 3rd Ave W , Hibbing MN, 55746	Completed	01/10/20	1	1	11/08/19	\$5,814.02	\$5,814.02	100.00%
Homebuyer	ACQUISITION ONLY	3387	27 Fir Cir , Babbitt MN, 55706	Completed	02/05/20	1	1	01/10/20	\$6,000.00	\$6,000.00	100.00%
Homebuyer	ACQUISITION ONLY	3388	3515 2nd Ave E , Hibbing MN, 55746	Completed	02/05/20	1	1	01/10/20	\$5,711.00	\$5,711.00	100.00%
Homebuyer	ACQUISITION ONLY	3389	3840 2nd Ave E , Hibbing MN, 55746	Completed	02/05/20	1	1	01/10/20	\$5,038.00	\$5,038.00	100.00%
Homebuyer	ACQUISITION ONLY	3390	719 NE 5th St , Grand Rapids MN, 55744	Completed	02/05/20	1	1	01/17/20	\$6,000.00	\$6,000.00	100.00%
Homebuyer	ACQUISITION ONLY	3391	2101 SW 3rd Ave , Grand Rapids MN, 55744	Completed	02/05/20	1	1	01/17/20	\$6,000.00	\$6,000.00	100.00%
Homebuyer	ACQUISITION ONLY	3392	420 SW 10th Ave , Grand Rapids MN, 55744	Completed	02/05/20	1	1	01/17/20	\$4,594.12	\$4,594.12	100.00%
Homebuyer	ACQUISITION ONLY	3393	18 SE 1st St , Grand Rapids MN, 55744	Completed	02/05/20	1	1	01/17/20	\$5,790.39	\$5,790.39	100.00%
Homebuyer	ACQUISITION ONLY	3394	2915 6th Ave E , Hibbing MN, 55746	Final Draw	03/06/20	1	1	02/05/20	\$4,323.91	\$4,323.91	100.00%
Homebuyer	ACQUISITION ONLY	3395	9673 Gunflint Trl , Grand Marais MN, 55604	Final Draw	03/06/20	1	1	02/05/20	\$6,000.00	\$6,000.00	100.00%
Homebuyer	ACQUISITION ONLY	3396	314 7th St SW , Chisholm MN, 55719	Final Draw	03/06/20	1	1	02/05/20	\$5,711.89	\$5,711.89	100.00%
Homebuyer	ACQUISITION ONLY	3397	12557 Clayton Rd , Hibbing MN, 55746	Final Draw	03/06/20	1	1	02/05/20	\$4,023.29	\$4,023.29	100.00%
Homebuyer	ACQUISITION ONLY	3398	509 11th St N , Virginia MN, 55792	Final Draw	04/09/20	1	1	03/31/20	\$5,064.83	\$5,064.83	100.00%
Homebuyer	ACQUISITION ONLY	3399	2201 3rd Ave W , Hibbing MN, 55746	Final Draw	04/09/20	1	1	03/31/20	\$4,624.87	\$4,624.87	100.00%
Homebuyer	ACQUISITION ONLY	3400	801 2nd St , International Falls MN, 56649	Final Draw	06/01/20	1	1	04/30/20	\$2,479.85	\$2,479.85	100.00%



U.S. Department of Housing and Urban Development
Office of Community Planning and Development
Integrated Disbursement and Information System
Status of Open Activities and Activities Completed/Cancelled in the Last Year Activities -
ST. LOUIS COUNTY CONSORTIUM, MN

DATE: 08-20-20
TIME: 12:09
PAGE: 3

IDIS - PR22

Tenure Type	Activity Type	IDIS Activity	Activity Address	Activity Status	Status Date	Total Units	Home Units	Initial Funding Date	Committed Amount	Drawn Amount	PCT
Homebuyer	ACQUISITION ONLY	3401	337 Andover Rd , Hoyt Lakes MN, 55750	Final Draw	05/15/20	1	1	05/07/20	\$5,791.27	\$5,791.27	100.00%
Homebuyer	ACQUISITION ONLY	3402	201 Cambridge Rd , Hoyt Lakes MN, 55750	Final Draw	05/15/20	1	1	05/07/20	\$4,918.94	\$4,918.94	100.00%
Homebuyer	ACQUISITION ONLY	3403	2610 3rd Ave E , Hibbing MN, 55746	Final Draw	05/15/20	1	1	05/07/20	\$5,527.77	\$5,527.77	100.00%
Homebuyer	ACQUISITION ONLY	3404	41 Vermillion Dr , Virginia MN, 55792	Final Draw	05/15/20	1	1	05/07/20	\$4,969.42	\$4,969.42	100.00%
Homebuyer	ACQUISITION ONLY	3405	3826 2nd Ave W , Hibbing MN, 55746	Final Draw	05/15/20	1	1	05/07/20	\$4,525.00	\$4,525.00	100.00%
Homebuyer	ACQUISITION ONLY	3443	918 Clover Ln , Grand Rapids MN, 55744	Final Draw	06/29/20	1	1	06/26/20	\$6,000.00	\$6,000.00	100.00%
Homebuyer	ACQUISITION ONLY	3444	907 NW 2nd Ave , Grand Rapids MN, 55744	Final Draw	06/29/20	1	1	06/26/20	\$6,000.00	\$6,000.00	100.00%
Homebuyer	ACQUISITION ONLY	3445	509 Canal St , Grand Rapids MN, 55744	Final Draw	06/29/20	1	1	06/26/20	\$6,000.00	\$6,000.00	100.00%
Homebuyer	ACQUISITION ONLY	3446	3425 2nd Ave W , Hibbing MN, 55746	Final Draw	07/30/20	1	1	07/29/20	\$6,000.00	\$6,000.00	100.00%
Homebuyer	ACQUISITION ONLY	3447	503 1st St N , Virginia MN, 55792	Final Draw	07/30/20	1	1	07/29/20	\$5,411.69	\$5,411.69	100.00%
Homebuyer	ACQUISITION ONLY	3448	40 Ash Blvd , Babbitt MN, 55706	Final Draw	07/30/20	1	1	07/29/20	\$6,000.00	\$6,000.00	100.00%
Homebuyer	ACQUISITION ONLY	3449	3814 2nd Ave W , Hibbing MN, 55746	Final Draw	07/30/20	1	1	07/29/20	\$5,000.00	\$5,000.00	100.00%
Homebuyer	ACQUISITION ONLY	3450	2918 2nd Ave W , Hibbing MN, 55746	Final Draw	07/30/20	1	1	07/29/20	\$5,521.95	\$5,521.95	100.00%
Homebuyer	ACQUISITION ONLY	3451	601 11th St S , Virginia MN, 55792	Final Draw	07/30/20	1	1	07/29/20	\$3,254.49	\$3,254.49	100.00%
Homebuyer	ACQUISITION ONLY	3452	2305 2nd Ave E , International Falls MN, 56649	Final Draw	08/17/20	1	1	08/11/20	\$6,000.00	\$6,000.00	100.00%
Homebuyer	ACQUISITION ONLY	3453	806 SE 7th St , Grand Rapids MN, 55744	Final Draw	08/17/20	1	1	08/11/20	\$6,000.00	\$6,000.00	100.00%
Homebuyer	ACQUISITION ONLY	3454	412 SE 14th Ave , Grand Rapids MN, 55744	Final Draw	08/17/20	1	1	08/11/20	\$3,392.87	\$3,392.87	100.00%
Homebuyer	ACQUISITION ONLY	3455	2409 3rd Ave E , Hibbing MN, 55746	Open	08/18/20	1	1	08/18/20	\$5,173.17	\$0.00	0.00%
Homebuyer	ACQUISITION ONLY	3456	2403 3rd Ave E , Hibbing MN, 55746	Open	08/18/20	1	1	08/18/20	\$5,311.14	\$0.00	0.00%
Homebuyer	ACQUISITION ONLY	3457	1410 1st St W , Eveleth MN, 55734	Open	08/18/20	1	1	08/18/20	\$4,944.00	\$0.00	0.00%
Homebuyer	ACQUISITION ONLY	3458	1101 Michigan St , Hibbing MN, 55746	Open	08/18/20	1	1	08/18/20	\$5,575.92	\$0.00	0.00%



U.S. Department of Housing and Urban Development
Office of Community Planning and Development
Integrated Disbursement and Information System
Status of Open Activities and Activities Completed/Cancelled in the Last Year Activities -
ST. LOUIS COUNTY CONSORTIUM, MN

DATE: 08-20-20
TIME: 12:09
PAGE: 4

IDIS - PR22

Tenure Type	Activity Type	IDIS Activity	Activity Address	Activity Status	Status Date	Total Units	Home Units	Initial Funding Date	Committed Amount	Drawn Amount	PCT
Homebuyer	ACQUISITION ONLY	3459	35 Garden Cir , Babbitt MN, 55706	Open	08/18/20	1	1	08/18/20	\$3,751.29	\$0.00	0.00%
Homebuyer	ACQUISITION AND REHABILITATION	3221	19 1st St , Proctor MN, 55810	Final Draw	09/25/18	0	0	09/19/18	\$64,885.00	\$64,885.00	100.00%
Homebuyer	ACQUISITION AND REHABILITATION	3301	111 Oak St , Proctor MN, 55810	Completed	10/16/19	1	1	01/02/19	\$79,691.00	\$79,691.00	100.00%
Homebuyer	ACQUISITION AND REHABILITATION	3406	729 4th St , Proctor MN, 55810	Final Draw	06/01/20	0	0	05/18/20	\$75,212.00	\$75,212.00	100.00%
Homeowner Rehab	REHABILITATION	1	XXX , XXX MN, 12345	Open	09/01/11	0	0	01/01/01	\$0.00	\$0.00	0.00%

CAPER Tables-2019

Objective	Agency	Expected #	Source	1c-2c	3b	2019	Goal
DH 1.1	AEOA-HOAP education	-	CDBG			-	1
DH 1.2	Habitat	3	CDBG	x		25,000	2
	One Roof	1	CDBG	x		25,000	
	One Roof - CHDO (w/CDBG)	-	HOME	x		75,212	
	Total	4				125,212	
DH 1.3	CHDO Operating		HOME				3
DH 2.1	AEOA/KOOT-HOAP	65	HOME	x		355,296	4
DH 2.2							
DH 3.1	Access North	10	CDBG	X		20,000	5
	AEOA SFR	10	CDBG	x		200,000	
	Vermilion Housing	52	CDBG	x		25,000	
	KOOT CHDO		HOME	x			
	AEOA CHDO - Eveleth SRO	12	HOME	x		65,890	
	Total	84				310,890	
SL 1.1	Advocates for Family Peace	150	CDBG	x		18,500	6
	AEOA Shelter	125	CDBG	x		45,000	
	AEOA Foyer	50	CDBG	x		23,500	
	Chisholm Food Shelf	750	CDBG	x		5,000	
	Legal Aid	250	CDBG	x		36,000	
	Quad City Food Shelf	750	CDBG	x		12,000	
	RTH	50	CDBG	x		43,500	
	SA-Hibbing	3,000	CDBG	x		16,500	
	SA-Virginia	3,500	CDBG	x		16,500	
	Sexual Assault	150	CDBG	x		23,500	240,000
	Street Outreach	250	ESG	x		25,400	
	Rapid Re-Housing	35	ESG	x			
	Homeless Prevention	35		x		78,669	
	Emergency Shelter	150	ESG	x		44,063	
	HMIS		ESG	x		3,274	
	Total	9,245				151,406	
SL 1.2	Accessibility						
	Breitung	1	CDBG	x		75,000	7
	Cook Library	1	CDBG	x		50,000	
	East Range DAC	1	CDBG	x		20,000	
	Midway	1	CDBG	x		14,000	
	Proctor	1	CDBG	x		50,000	
	Rice Lake	1	CDBG	x		15,000	
	Total	6				224,000	

Availability community facility							
SL 1.3			CDBG	x			8
			CDBG	x			
	Total	-				-	
SL 2.1		-					
SL 3.1	Aurora	1,480	CDBG	x	75,000		9
	Babbitt		CDBG				
	Biwabik		CDBG				
	Breitung		CDBG	x			
	Buhl	720	CDBG	x	140,000		
	Cook		CDBG				
	Ely	1,245	CDBG	x	150,000		
	Eveleth	640	CDBG	x	100,000		
	Floodwood		CDBG				
	Gilbert	605	CDBG		100,000		
	Hibbing	870	CDBG	x	150,000		
	McKinley	45	CDBG	x	100,000		
	Meadowlands	120	CDBG	x	30,000		
	Mt. Iron	45	CDBG	x	40,000		
	Orr	295	CDBG		11,000		
	Tower		CDBG				
	Tower/Breitung WW Board		CDBG				
	Virginia		CDBG	x			
	Winton		CDBG				
	Total	6,065				896,000	
	Count	10					
SL 3.2	NRP	1	CDBG	x	8,212		10
			CDBG				
			CDBG				
			CDBG				
			CDBG				
	Total	1				8,212	
SL 3.3			CDBG				
			CDBG				
	Total						
EO 1.1	Entrepreneur Fund	10	CDBG	x	20,000	20,000	11
EO 1.2		-					

EO 1.3	SOAR	15	CDBG	x	20,000	20,000	12
--------	------	----	------	---	--------	--------	----

EO 2.1		-					
--------	--	---	--	--	--	--	--

EO 3.1		-					
--------	--	---	--	--	--	--	--

2,351,016

	Budget	Admin	Projects
CDBG	2,085,265	382,053	1,703,212
HOME	545,997	49,599	496,398
ESG	163,682	12,276	151,406
			2,351,016

Table 3B Numbers 2019 Housing Accomplishments

Rental	Agency	Source	Proposed	Actual
Acquisition of Existing			0	0
Production of New		CDBG	0	0
Rehab Existing	Vermilion	CDBG	52	52
	AEOA-SRO	CHDO	12	0
		CHDO	0	0
		CHDO	0	0
		Total	64	52
Rental Assist			0	0
		Total Rental	64	52
Owner-Occupied				
	Agency	Source	Number	Number
Acquisition of Existing	One Roof	CDBG	1	1
	One Roof	CHDO	0 included with CDBG	0
			1	1
Production of New	Habitat	CDBG	3	0
Rehab Existing	AEOA	CDBG	10	5
	Access North	CDBG	10	7
		Total	20	12
Homebuyer Assist	AEOA/KOOT	HOME	65	46
		Total Owner	89	59
		Total All	153	111
Homeless Households		CHDO	12 AEOA Eveleth SRO	0
Non-Homeless HH			141	111
Acquisition of existing			66	47
Production of new			3	0
Rehab			84	64
	Totals		153	111