

Septic Permit Online Application Instructions

1. Go to the following website and click "Apply Now": <https://www.stlouiscountymn.gov/departments-a-z/planning-development/on-site-wastewater>.

ON-SITE WASTEWATER (SEPTIC SYSTEMS)

Home / DEPARTMENTS A-Z / Planning & Community Development / On-Site Wastewater / Septic Systems

ABOUT PLANNING & DEVELOPMENT

LAND USE

ON-SITE WASTEWATER

- About
- Owner Information
- Apply for a Septic Permit
- Buying-Selling Property
- Financial Assistance-Septic
- Training and Education
- Ordinance 61/Standards

COMMUNITY DEVELOPMENT

ENTERPRISE GIS

BOARDS & COMMITTEES

Apply Now

CONTACT

Virginia Office
Phone: 218-749-0625
Fax: 218-749-7194
Email

Duluth Office
Phone: 218-725-5200
Fax: 218-725-5029
Email

All contacts

Inspector Areas

MPCA Contractors List

County Courtesy List

Septic Records

SUBSCRIBE

2. Click on "On-Site Wastewater – Septic Permitting"

Portal Links

<p>SLC Business and Merchant Licenses</p> <p>You may apply for various types of licenses required in St. Louis County to operate businesses and merchant endeavors. What would you like to do?</p> <ul style="list-style-type: none">Auctioneer LicenseFireworks/Pyrotechnic Special Effects Display PermitLiquor LicensesPrecious Metal Dealer LicenseTobacco Products LicenseTransient Merchant License	<p>SLC Health and Human Service Conference</p> <p>You may register to be an attendee, a sponsor, or a presenter for the Health and Human Service Conference. What would you like to do?</p> <ul style="list-style-type: none">Attendee RegistrationChampion and Advocate SponsorAlly SponsorPresenter Proposals
<p>SLC Liquor Law & Tobacco Products Violation</p> <p>You may view or pay for your liquor law or tobacco products violations. What would you like to do?</p> <ul style="list-style-type: none">Liquor Law ViolationTobacco Products Violation	<p>SLC Extension Services</p> <p>You may register for various Extension Services Events. Events eligible for registration are listed on our website: Garden and Lawn Educational Resources and Events</p> <p>Select the link below to register for a Horticulture Event.</p> <ul style="list-style-type: none">Horticulture Events
	<p>SLC Planning and Community Development</p> <p>Apply On-Line for Land Use and Septic Permits using the links below. To view what information you will need to fill out an online application or to print off a paper copy select Building & Moving Structures (stlouiscountymn.gov) for Land Use Permits and Septic Permit (stlouiscountymn.gov) for Septic Permits</p> <ul style="list-style-type: none">Land Use<ul style="list-style-type: none">Search our Land Use database You may search through our Land Use database by business name, owner name and/or location.On-Site Wastewater - Septic PermittingSearch our Septic database You may search through our Septic database by business name, owner name and/or location.

Septic Permit Online Application Instructions

3. Click on “[Renewal Operating Permit](#)”

The screenshot shows the 'Start a New Permit' page with a list of permit options. The 'Renewal Operating Permit' option is circled in red. The other options are: 'Septic Permit', 'Compliance Inspection', 'Owner Transfer Operating Permit', 'Abandonment', 'Point of Sale Transfer and Disclosure Agreement', and 'Annual Submittal of Holding Tank Operating Permit'.

Start a New Permit

[View My Records](#)

- [Septic Permit](#) Apply for a Septic Permit - Privy/Outhouse or New, Replace, Component Add/Repair SSTS system
- [Compliance Inspection](#)
- [Renewal Operating Permit](#)**
- [Owner Transfer Operating Permit](#) Use this form to apply for the transfer of ownership of an existing SSTS Operating Permit.
- [Abandonment](#)
- [Point of Sale Transfer and Disclosure Agreement](#) Use this form to apply for the transfer of ownership relating to Point of Sale of an existing SSTS Operating Permit.
- [Annual Submittal of Holding Tank Operating Permit](#)

4. Click on “Register Now” to create an account. If you already have an account, login using your credentials to the left of “Register Now”.

Access to this page requires you to be logged in. After logging in, you'll be returned to your selection.

The 'Log In' form has a title 'Log In' and a subtitle 'Enter your User Name and Password'. It contains fields for 'User Name:' and 'Password:', a 'Remember Me' checkbox, and a 'Log In' button. There are also links for 'Forgot your user name?' and 'Forgot your password?'.

Log In

Enter your User Name and Password

User Name:

Password:

Remember Me

[Forgot your user name?](#)
[Forgot your password?](#)

The 'Are you a new user?' form has a title 'Are you a new user?' and a subtitle 'Don't have a User Name?'. It contains the text 'Create one today so you can use the St. Louis County Citizen Portal!' and a 'Register Now' button, which is circled in red.

Are you a new user?

Don't have a User Name?

Create one today so you can use the St. Louis County Citizen Portal!

Powered By



Copyright © 2007-2020 Mitchell Humphrey & Co. • [Legal Notices](#) | [Privacy Notice](#)

Septic Permit Online Application Instructions

5. Fill out all required information and click "Create User" at the bottom to create an account.

Sign Up For Your New Account

(Fields marked with an * are required.)

Select a Logon ID and Password

Logon ID you want to use: *

Password: *

Confirm Password: *

Personal Information

Salutation

First Name *

Middle Name

Last Name *

Business Phone

Home Phone

Cell Phone

Fax

E-Mail Address *

Confirm E-Mail Address *

Mail To Name

Address Line 1 *

Line 2

Line 3

City *

Country *

State or Province *

Postal Code *

Date of Birth

In Case You Forget Your Password...

Security Question: *

Security Answer: *

6. You should receive an email from crm@stlouiscountymn.gov with the information below. You will need to click the link in the email to activate the account.

Your citizen portal account with St. Louis County has been successfully created and your user id is: SmithJ

To activate your account please navigate to the following link to confirm your email address:

<<http://CRM2016test.stlouiscountymn.gov/Common/Verification.aspx?uid=c29d092b-21a1-ea11-80ec-0050568d1b08>>

Septic Permit Online Application Instructions

- Once you click the link, you will be brought back to the Septic Permit application page like in step #3. Click on "Renewal Operating Permit".

Start a New Permit

[View My Records](#)

Septic Permit Apply for a Septic Permit - Privy/Outhouse or New, Replace, Component Add/Repair SSTS system	Abandonment
Compliance Inspection	Point of Sale Transfer and Disclosure Agreement Use this form to apply for the transfer of ownership relating to Point of Sale of an existing SSTS Operating Permit.
Renewal Operating Permit	Annual Submittal of Holding Tank Operating Permit
Owner Transfer Operating Permit Use this form to apply for the transfer of ownership of an existing SSTS Operating Permit.	

- Click on "Create Application"

On-Site Wastewater : Septic

[Home](#) >> [Start Permit](#) >> [Renewal Operating Permit](#)

You have selected the following Permit Type

Renewal Operating Permit:

Septic Permit Online Application Instructions

9. The area circled below shows your Application ID, application date, and permit status. You will also find other information such as the permit type, the date the permit was closed (when issued), and the balance due. As this application has a set fee, there is already a \$60 balance due.

On-Site Wastewater : Septic

[Home](#) >> [Record Overview](#)

Application ID:	21-SR-00288	Permit Type:	Renewal Operating Permit
Application Date:	5/11/2021	Closed On:	
Permit Status:	New	Balance Due:	60.00

Operation Permit Renewal permit application.

You have no new messages.

[Send a New Message](#)

Application Progress (0%)

Legend: Incomplete: Complete: Locked: Open for Edit: View-only: Allows Attachments: Allows Submission:

1. Enter application details <input type="checkbox"/> Completed? Edit	2. Add attachments <input checked="" type="checkbox"/> Completed? 	3. Submit and Pay for Application <input type="checkbox"/> Completed?
--	---	---

Charges Due

The following fees/charges are now due.

Transaction	Date	Reference ID	Violation ID	Charge Amount	Balance Due
Septic Fee 635	05/11/2021	05/11/2021		\$60.00	\$60.00

[Cancel this application](#)

[Exit](#)

10. Click on "Edit" to complete the application details.

On-Site Wastewater : Septic

[Home](#) >> [Record Overview](#)

Application ID:	21-SR-00288	Permit Type:	Renewal Operating Permit
Application Date:	5/11/2021	Closed On:	
Permit Status:	New	Balance Due:	60.00

Operation Permit Renewal permit application.

You have no new messages.

[Send a New Message](#)

Application Progress (0%)

Legend: Incomplete: Complete: Locked: Open for Edit: View-only: Allows Attachments: Allows Submission:

1. Enter application details <input type="checkbox"/> Completed? Edit	2. Add attachments <input checked="" type="checkbox"/> Completed? 	3. Submit and Pay for Application <input type="checkbox"/> Completed?
--	---	---

Charges Due

The following fees/charges are now due.

Transaction	Date	Reference ID	Violation ID	Charge Amount	Balance Due
Septic Fee 635	05/11/2021	05/11/2021		\$60.00	\$60.00

[Cancel this application](#)

[Exit](#)

Septic Permit Online Application Instructions

11. Begin filling out the application details. Some of the contact information may auto populate from the account information. You may change this if necessary. If you are the applicant, you will be able to mark Yes . Use the TAB key to move forward to the next text field.
12. Fill in the primary PIN (this is the property ID found on your tax statement). You will only be able to put in one PIN, which should be where the septic system is located.
13. All fields with a (*) indicates a required field.

1. Enter application details

ST. LOUIS COUNTY, MN
PLANNING AND COMMUNITY DEVELOPMENT DEPARTMENT
(On-Site Wastewater Division)

Duluth Government Services Center 320 West 2nd Street, Suite 301 Duluth, MN 55802 Phone (218) 725-5200 Toll Free (800) 450-9278	Virginia Government Services Center 201 South 3rd Avenue West Virginia, MN 55792 Phone (218) 749-0625 Toll Free (800) 450-9278
---	--

Operating Permit Renewal
Subsurface Sewage Treatment System

Your Contact Information.
If the information is not correct, you may need to update your contact information using the 'Edit Contact Info' option once you have filled out this application.

First Name:	* Angela		
Middle Name:			
Last Name:	* Lepak		
Address Line 1:	* 307 1st Street South		
Address Line 2:	Suite 117		
City:	* Virginia		
State/Province:	* MN	Postal Code: *	55792
Business Phone:	* 2187497103	Mobile Phone:	
Home Phone:		Fax:	
Email Address:	+ lepaka@stlouiscountymn.gov		
Preferred Contact Method:	* Any <input type="button" value="v"/>		

Are you the applicant? (Check this box if Yes) Yes

General - This permit application form is used to renew an Operating Permit. Additional information: www.stlouiscountymn.gov/septic

Primary PIN

Septic Permit Online Application Instructions

14. Continue filling out the applicant information. If you are part of an LLC business, you will be able to add your business name if you check "Yes."

Enter Applicant Information

I am a: *

Are you an LLC Business? * Yes No

Applicant Name: *

Address Line 1: *

Address Line 2: *

City: *

State: * Zip: *

Primary Phone: *

Mobile Phone:

Email:

Contact Person Name: +

Contact Person Phone: +

Preferred Contact Method: *

15. Continue by filling out the property owner's name and contact information.

Property Owner Name and Contact Information.

If the property owner information we have on file is not correct, please enter the current owner information.

Property Owner Name: *

Site Address: *

City: *

State/Province: * Zip: *

Primary Phone: *

Mobile Phone:

Email: +

Preferred Contact Method:

Contact Person Name +

Contact Person Phone +

Septic Permit Online Application Instructions

16. The mailing address information can be the same as the Property (owner's) address or the Applicant address, but not both.

Mailing Address Information

This address can default from the address you selected. If the values defaulted are not correct, please enter the correct information.

Same as Property address? Yes

Same as Applicant address? Yes

Name:

* Angela Lepak

Address:

* 307 1st Street South

Suite 117

City:

* Virginia

State/Province:

* MN

Zip: * 55792

Primary Phone:

2187497103

Mobile Phone:

Email:

+ lepaka@stlouiscountymn.gov

17. Complete the Service Provider or Maintainer information section. Only the first line is required.

SERVICE PROVIDER OR MAINTAINER INFORMATION

Select the Service Provider or Maintainer

Licensed Business Name or Designer *

Name

License #

Certification #

Designer's Comments (To On-Site
Wastewater Staff)

Septic Permit Online Application Instructions

18. Click the “I agree” button before you submit your septic permit application.

By submitting this application, I certify and agree that I am the owner or the authorized agent of the owner of the above property, and that all uses will conform to the provisions of St. Louis County. I further certify and agree that I will comply with all conditions imposed in connection with the approval of the application. Applicants may be required to submit additional property descriptions, property surveys, site plans, building plans, and other information before the application is accepted or approved.

Intentional or unintentional falsification of this application or any attachments thereto will make the application, any approval of the application and any result invalid. I authorize St. Louis County staff to inspect the property to review the application and for compliance inspections. Furthermore, by submitting this application, I release St. Louis County and its employees from any and all liability and claims for damages to person or property in any manner or form that may arise from the approval of the application or any related plans, the issuance of any resulting permit or the subsequent location, construction, alteration, repair, extension, operation or maintenance of the subject matter of the application.

If your name, contact information or email address have changed, you should update your contact information in the portal by selecting 'Maintain Contact Information' at the top of this page.

Submitted By:	Angela Lepak
Address:	307 1st Street South
City:	Virginia
State:	MN
Postal Code:	55792
Email Address:	lepaka@stlouiscountymn.gov

I have read and agree to the statement above. * I agree

19. Click “Submit” to submit your septic permit application.

<input type="button" value="Submit"/>	<input type="button" value="Print a Copy"/> <input type="button" value="Save and Complete Later"/> <input type="button" value="Exit"/>
---------------------------------------	--

Alternatively, if you do not finish your application, you can choose to Save and Complete Later.

Septic Permit Online Application Instructions

By choosing to save and complete your application later, you will be able to find this located on the On-Site Wastewater : Septic page under View My Records.

Start a New Permit

[View My Records](#)

Septic Permit Apply for a Septic Permit - Privy/Outhouse or New, Replace, **Abandonment**

Renewal Operating Permit Apply for the transfer of ownership relating to Point of Sale of an existing SSTS Operating Permit.

Owner Transfer Operating Permit Use this form to apply for the transfer of ownership of an existing SSTS Operating Permit. **Annual Submittal of Holding Tank Operating Permit**

Your permit application will appear there.

Your Permits

Your Permit Applications

Application ID	Sub-Permit	Type	Status	Effective Date	Due Date	Balance	New Messages
21-SR-00243		Septic Renewal Operating Permit	Pending Renewal Notice Sent			\$60.00	0

Clicking on the Application ID, you will be able to get back to this page to edit the application again.

On-Site Wastewater : Septic

[Home](#) >> [Record Overview](#)

Application ID: 21-SR-00288 Permit Type: Renewal Operating Permit
Application Date: 5/11/2021 Closed On:
Permit Status: New Balance Due: 60.00

Operation Permit Renewal permit application.

You have no new messages. [Send a New Message](#)

Application Progress (0%)

Legend: Incomplete: Complete: Locked: Open for Edit: View-only: Allows Attachments: Allows Submission:

1. Enter application details Completed? [Edit](#)

2. Add attachments Completed?

3. Submit and Pay for Application Completed?


Charges Due

The following fees/charges are now due.

Transaction	Date	Reference ID	Violation ID	Charge Amount	Balance Due
Septic Fee 635	05/11/2021	05/11/2021		\$60.00	\$60.00








[Cancel this application](#) [Exit](#)




Septic Permit Online Application Instructions

20. There are no required attachments for this application. If you wanted to add an attachment, click on the  next to the attachment type or click on the "Add Attachment" button.

2. Add attachments

You can attach the following supporting documents to this application when submitted. All required documentation will need to be attached or mailed before your application can be processed.

SUBJECT	DOCUMENTATION REQUIRED?	DESCRIPTION	ATTACHED?
 Form 5-1 – For Holding Tank Systems	Conditionally Required		No
 Holding Tank Questionnaire	Conditionally Required		No
 Operating Permit Questionnaire	Conditionally Required		No
 Operation & Maintenance inspection paperwork	Conditionally Required		No
 Pumping Records/Receipts	Conditionally Required		Yes View Attached
 Valid Pumping Contact	Conditionally Required		No
 Water Usage Records	Conditionally Required		Yes View Attached

21. Once you click on the required attachment, a box will pop up for you to choose a file to attach. You will need to choose a file to upload and click "upload". Repeat this step until all required attachments are uploaded.

Add Attachments
(Fields marked with an * are required.)

Attachment Type: * Pumping Records/Receipts

Description:

Select a file to upload: * Choose File | No file chosen

Each upload must have a unique name.

Cancel Upload

Septic Permit Online Application Instructions

You will also be able to view your attachment once you finish uploading it by clicking View Attached.

22. Once you have uploaded all required attachments, click on "Continue".

2. Add attachments

You can attach the following supporting documents to this application when submitted. All required documentation will need to be attached or mailed before your application can be processed.

SUBJECT	DOCUMENTATION REQUIRED?	DESCRIPTION	ATTACHED?
Form 5-1 – For Holding Tank Systems	Conditionally Required		No
Holding Tank Questionnaire	Conditionally Required		No
Operating Permit Questionnaire	Conditionally Required		No
Operation & Maintenance inspection paperwork	Conditionally Required		No
Pumping Records/Receipts	Conditionally Required		Yes View Attached
Valid Pumping Contact	Conditionally Required		No
Water Usage Records	Conditionally Required		Yes View Attached

[Add Attachment](#) | [Continue](#) [Exit](#)

Septic Permit Online Application Instructions

23. After clicking “Continue”, you will be brought to the payment page. You will need make sure that “Pay Online” is selected in the drop-down menu and click “Continue.” You will need to pay for each application separately. You can also choose to Submit application and pay fees by mail. ▾.

[Home](#) >> [Record Overview](#) >> [Submit and Pay for Application](#)

Application ID: 21-SR-00243 Permit Type: Septic Renewal Operating Permit
Application Date: 4/30/2021 Closed On:
Permit Status: Pending Renewal Notice Sent Balance Due: 60.00

 [Return to add attachments](#)

3. Submit and Pay for Application

Charges Due

The following fees/charges are now due.

Transaction	Date	Reference ID	Violation ID	Charge Amount	Balance Due
Septic Fee 635	04/30/2021	04/30/2021		\$60.00	\$60.00

Total Amount: 60.00 Due Date:
Amount Paid: 0.00 Last Payment Date:
Adjustments: 0.00
Balance Due: 60.00

What would you like to do next? *

Pay Online. ▾ Continue

Exit

24. Select “Continue” when the below popup comes on the screen.

To pay on-line now:

- Click on the **Continue** button.
- Review the amount you owe.
- Click on the **Process Payment** button.
- You will be transferred to Official Payment's secure site to enter payment details.
- After submitting your payment, you will be e-mailed a receipt and returned to this website to print your registration.
- Your registration will be submitted to St. Louis County upon successful completion of your online payment.

Cancel - Clicking this button will return you to the registration and nothing will be submitted.

Continue - Clicking this button will take you to the Process Payment confirmation screen.

← Cancel Continue →

Septic Permit Online Application Instructions

25. Select Process Payment on the next screen.

[Home](#) >> [Record Overview](#) >> [Charges](#) >> [Confirm Payment](#)

Application ID:	21-SR-00243	Permit Type:	Septic Renewal Operating Permit
Application Date:	4/30/2021	Closed On:	
Permit Status:	Pending Renewal Notice Sent	Balance Due:	60.00

Confirm Payment			
Total Amount:	60.00	Due Date:	
Amount Paid:	0.00	Last Payment Date:	
Adjustments:	0.00		
Balance Due:	60.00		
Total Payment:	60.00		

26. You will now need to go through the payment process. Select the payment method and click "Continue"

Make A Payment



Saint Louis County, MN

Electronic Payments

Select a Payment Option, then click "Continue" to proceed with the payment process.

- Your convenience fee will be calculated and presented on the next page, if applicable.
- Do not use your browser's "Back" button. Instead, navigate using the buttons below.

*Payment Amount \$ -

Payment Options:

Debit Card



Debit Card



E-Check



Credit Card



Septic Permit Online Application Instructions

27. Read the terms and conditions and click "Accept" if you agree to them.

Make A Payment



Saint Louis County, MN

Electronic Payments

This payment service is offered by ACI Payments, Inc. as authorized by the entity to which you are making a payment. Please confirm your payment amount, convenience fee and total (if applicable). Review the Terms and Conditions below and click "Accept" to proceed with your payment. Click "Back" button to change any of the information fields. Click "Decline" button to return to the beginning of the payment process.

- Do not use your browser's "Back" button. Instead, navigate using the buttons below.

Payment Type: Electronic Payments
Payment Amount: \$60.00

ACI Payments, Inc. Terms and Conditions:

THIS PAYMENT SERVICE IS SUBJECT TO THE FOLLOWING TERMS AND CONDITIONS

Do not use or access this Website or Service if You do not agree to be bound by these Terms and Conditions

These Terms and Conditions ("Terms and Conditions") are in effect for all transactions processed through this payments website ("Website") on or after May 9, 2019, and apply to and govern Your access to and use of this Website, the Service and all Alternative Channels. This payment processing service is offered to You on behalf of your Biller ("Service").

It is important to carefully review all Terms and Conditions below, including the provision concerning REFUNDS. These Terms and Conditions may be amended at any time. All amended terms shall be effective immediately after they are posted to the Website. By using this Website after such modifications are posted, You are agreeing to accept and comply with the Terms and Conditions as

Printer Friendly

Back

Decline

Accept

Septic Permit Online Application Instructions

28. Enter your payment information and click "Continue".

To continue this payment, please fill out the form below.

- Note that the [*] fields are required.
- All information is kept confidential.
- You will receive a printable digital receipt with a confirmation number and an email confirmation once your payment is authorized.
- Do not use your browser's "Back" button. Instead, navigate using the buttons below.

Payer Information

(Information for the person making the payment.)

*Country:	United States
*First Name:	Angela
Middle Name:	
*Last Name:	Lepak
Suffix: (Jr., Sr. etc.)	
*Street Address:	307 1st Street South
	Suite 117
*Town/City:	Virginia
*State:	MN
*Zip Code:	55792
<small>(Use this field for APO, FPO, AA, AE or AP codes.)</small>	
*Daytime Phone:	(218) 749 - 7103
*E-mail Address:	lepaka@stlouiscountymn.gov
<small>(Required for an e-mail confirmation and online verification.)</small>	
*Re-enter E-mail Address:	lepaka@stlouiscountymn.gov
Permit Number:	21-SR-00243
Invoice Number:	1090

Payment Option

(May differ from the person owing the tax, bill, or fee.)

*Card Type:	American Express	  
*Card Number:	*****0002	
*Expiration Date:	08 / 25	(mm/yy)
*Card Verification Number:		
<small>(To determine the location of your Card Verification Number, click here.)</small>		

Payment Information

Payment Type: Electronic Payments
Payment Amount: \$60.00

Back

Cancel

Continue

Septic Permit Online Application Instructions

29. You will now be able to review the information that you have entered. Click "Submit" if all of the information is correct.

Payer Information

First Name: Angela
Middle Name:
Last Name: Lepak
Suffix:
Street Address: 307 1st Street South
Suite 117
Town/City: Virginia
State: MN
Zip Code: 55792
Country: United States
Daytime Phone Number: (218) 749 - 7103
E-mail Address: lepaka@stlouiscountymn.gov
Permit Number: 21-SR-00243
Invoice Number: 1090

Payment Option

Card Type: American Express
Card Number: *****0002
Expiration Date: 08/2025
Card Verification Number: ****

Payment Information

Payment Type: Electronic Payments
Payment Amount: \$60.00

Edit 

Cancel 

Submit 

Septic Permit Online Application Instructions

30. You should now see that your payment has been completed successfully. Click "Continue"

Your payment has been completed successfully.

Confirmation Number: 123456
Payment Date: Friday, April 30, 2021
Payment Time: 09:03AM CT



- Please print or write down your payment confirmation number for your records.
- Do not use your browser's "Back" button. Instead, navigate using the buttons below.

Payer Information

Name: Angela Lepak
Street Address: 307 1st Street South
Suite 117
Virginia, MN 55792
United States
Daytime Phone Number: (218) 749 - 7103
E-mail Address: lepaka@stlouiscountymn.gov
Permit Number: 21-SR-00243
Invoice Number: 1090

Payment Option

Card Type: American Express
Card Number: *****0002
Card Verification Number: ****

Payment Information

Payment Type: Electronic Payments
Payment Amount: \$60.00



31. At this point, your application has been submitted. Please call 218-749-0625 or 218-725-5200 if you have any questions. Alternately, you may email us at oswinfo@stlouiscountymn.gov.

Septic Permit Online Application Instructions

You will be able to track your permit's status from the main On-Site Wastewater : Septic page. You will also see a \$0 balance due.

Start a New Permit

[View My Records](#)

- [Septic Permit](#) Apply for a Septic Permit - Privy/Outhouse or New, Replace, Component Add/Repair SSTS system
- [Abandonment](#)
- [Compliance Inspection](#)
- [Point of Sale Transfer and Disclosure Agreement](#) Use this form to apply for the transfer of ownership relating to Point of Sale of an existing SSTS Operating Permit.
- [Renewal Operating Permit](#)
- [Annual Submittal of Holding Tank Operating Permit](#)
- [Owner Transfer Operating Permit](#) Use this form to apply for the transfer of ownership of an existing SSTS Operating Permit.

Your Permits

Your Permit Applications

Application ID	Sub-Permit	Type	Status	Effective Date	Due Date	Balance	New Messages
21-SR-00243		Septic Renewal Operating Permit	Pending Renewal Notice Sent			\$0.00	0