

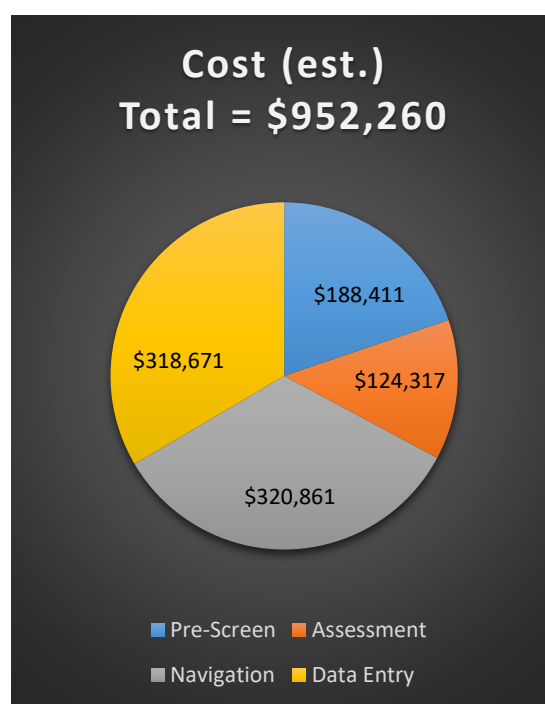
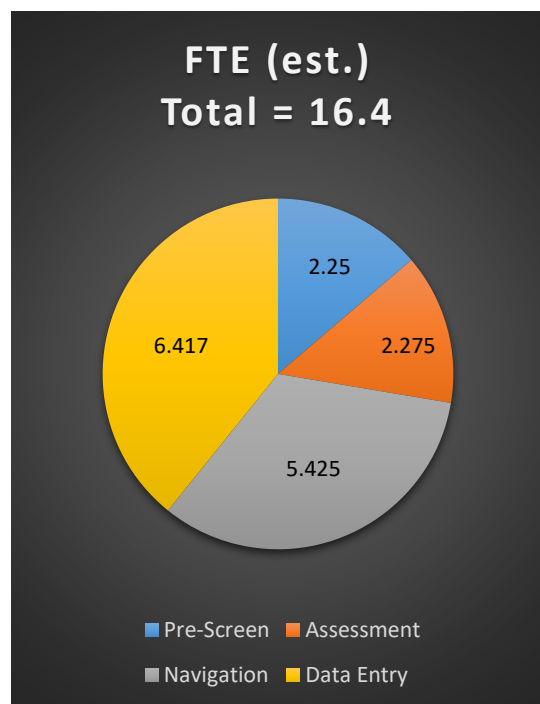
Coordinated Entry FTE and Cost Survey Results

April, 2020

Background: In January, 2020, the Heading Home Governance Board authorized the administration of a survey of the Coordinated Entry (CE) System in St Louis County, to estimate the total Full-Time Equivalent (FTE) employees engaged in CE activities, to estimate the cost of these activities, and to identify the funding sources of the CE System. To better categorize FTE and Costs of the CE System, information was broken into four activities¹: Pre-Screen; Assessment; Navigation; and Data Entry.

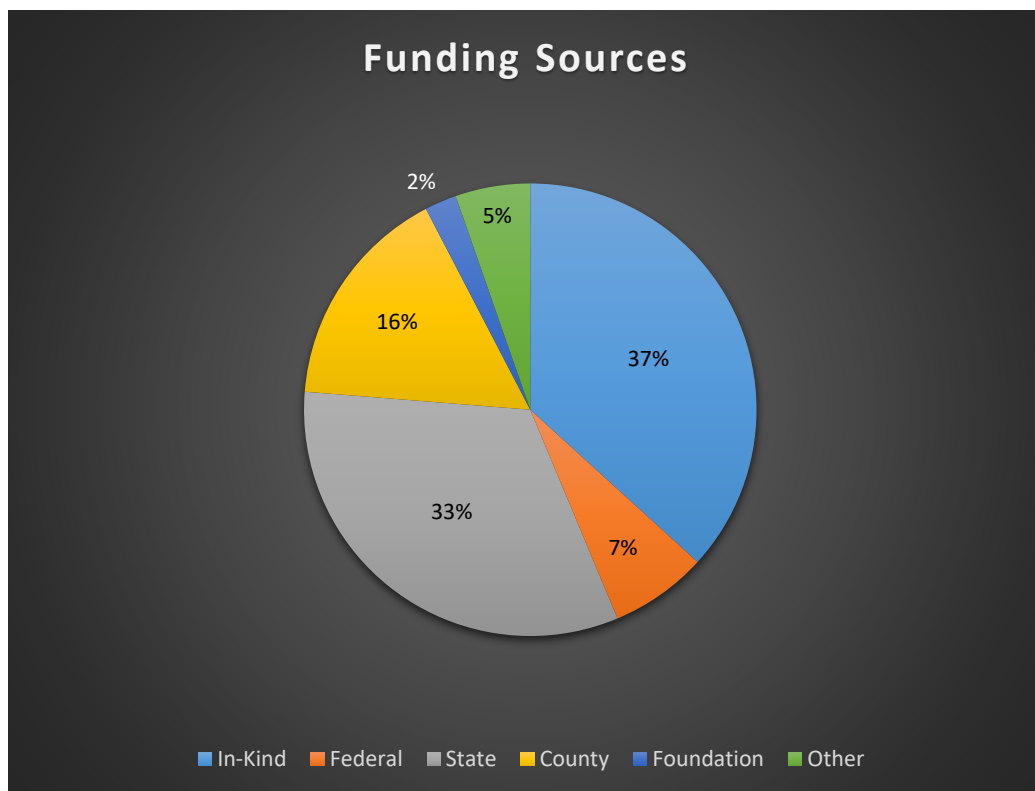
Methods: The survey was drafted, and emailed to 28 organizations known to participate in and contribute to the CE System. Surveys and instructions were sent February 4, 2020. Up to four follow-up emails were sent, through March 6, 2020. There were 20 responses and 8 non-responses, of which some are assumed to be null responses. Two non-responses are estimated in the final figures because St Louis County has other, pertinent data and information.

Results: An estimated 16.4 FTE comprise the CE System, at an estimated cost of \$952,000 per year. The Chart on the left details the estimated FTE, by category. The chart on the right details the estimated costs, by category. (Due to difficulty in categorizing their work, the two CE Coordinator Positions – North and South – are both included as a full FTE under “Data Entry”.)



¹ These categories are not fully inclusive or comprehensive. For example, CE Coordinators' work was categorized knowing that they perform a broad range of duties such as marketing, training, monitoring, reporting, etc.

Finally, the Funding Sources reported in the Survey are as follows:



Conclusions:

- Over 16 FTEs and almost \$1 million is needed to fulfill the basic mandate of Coordinated Entry in St. Louis County.
 - This does not mean a fully-functioning CE System, only what exists as of March, 2020.
- Navigation and Data Entry take up the most employee time and expense, even adjusting for the CE Coordinator definitional issues.
- The largest source of funding for the CE System in St. Louis County – 37% – is in-kind contribution from programs themselves.
- Federal, State, and County partners require participation in the Coordinated Entry System, but are not funding the system in full.
 - Partner funding is often grant-based, ad hoc, and uncoordinated.